











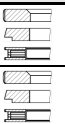
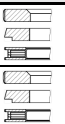




Globally reliable

NEWSLETTER RS4/6















	ccm											
Motor 4B11	1998	4	108 kW - 110 kW (147-150 PS)	C4 AIRCROSS 2.0, C-CROSSER 2.0	11/10-	86,000	1,20 1,20 2,00	910 IF CR S 931 P 777 CR S		7987090000 5000	4	STD 0,50
Motor 4B12	2360	4	125 kW (170 PS)	C-CROSSER ENTERPRISE 2.4 16V, C-CROSSER 2.4 16V	08/08-	88,000	1,20 1,20 2,0	910 IF CR S 931 P 777 CR S		7987100000 5000	4	STD 0,50



DAIMLER-MERCEDES BENZ

Globally reliable












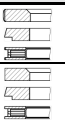

	ccm											
Motor M 272.960	3498	6	200 kW (272 PS)	C-KLASSE (W203) C 350, C-KLASSE Sportcoupe (CL203) C 350, CLC-CLASS (CL203) CLC 350, CLK (C209) 350, CLK Cabriolet (A209) CLK 350	01/05-06/11	92,900	1,50 1,75 2,50	910 NIT S 931 P 947 EX NIT S		8912820000	1	STD
Motor M 272.961	3498	6	200 kW (272 PS)	C-KLASSE (W204) C 350, C-KLASSE T-Model (S204) C 350, E-KLASSE Coupe (C207) E 350, -CLASS Cabriolet (A207) E 350	01/07-							
Motor M 272.964	3498	6	200 kW (272 PS)	CLS (C219) CLS 350, E-KLASSE (W211) E 350, E-KLASSE T-Model (S211) E 350 T	10/04-12/10							
Motor M 272.965	3498	6	200 kW (272 PS)	S-KLASSE (W221) S 350	10/05-12/13							
Motor M 272.966	3498	6	200 kW (272 PS)	SL (R230) 350	03/06-01/12							
Motor M 272.967	3498	6	200 kW (272 PS)	M-KLASSE (W164) ML 350, R-KLASSE (W251, V251) R 350	07/05-							
Motor M 272.969	3498	6	224 kW (305 PS)	SLK (R171) 350	01/08-02/11							
Motor M 272.970	3498	6	200 kW (272 PS)	C-KLASSE T-Model (S203) C 350, C-KLASSE (W203) C 350 4-matic	01/05-08/07							
Motor M 272.971	3498	6	200 kW (272 PS)	C-KLASSE (W204) C 350 4-matic, GLK-KLASSE (X204) 350 4-matic	07/07-01/14							
Motor M 272.972	3498	6	200 kW (272 PS)	E-KLASSE T-Model (S211) E 350 T 4-matic, E-KLASSE (W211) E 350 4-matic,	08/04-07/09							
Motor M 272.975	3498	6	200 kW (272 PS)	S-KLASSE (W221) S 350 4-matic	02/08-12/13							
Motor M 272.977	3498	6	200 kW (272 PS)	E-KLASSE (W212) E 350 4-matic, E-KLASSE T-Model (S212) E 350 4-matic	01/09-							
Motor M 272.978	3498	6	190 kW (258 PS)	VITO (W639) 126, VITO / MIXTO (W639) 126, VIANO (W639) 3.5, V-CLASS (W639) 3.5 V 350	09/07-							
Motor M 272.979	3498	6	190 kW (258 PS)	SPRINTER 3,5-t (906) 324, SPRINTER 3-t (906) 224, SPRINTER 4,6-t (906) 424, SPRINTER 5-t (906) 524	06/06-							
Motor M 272.991	3498	6	200 kW (272 PS)	GLK-KLASSE (X204) 350	04/09-06/15							
Motor M 273.922	4663	8	250 kW (340 PS)	S-KLASSE (W221) S 450	12/05-12/13							
Motor M 273.923	4663	8	250 kW (340 PS)	GL-KLASSE (X164) GL 450 4-matic	09/06							
Motor M 273.924	4663	8	250 kW (340 PS)	S-KLASSE (W221) S 450 4-matic	12/05-12/13							
















	ccm											
Motor M 273.960	5461	8	285 kW (388 PS)	CLS (C219) 500, E-KLASSE (S211) E 500 T, E-KLASSE (W211) E 500	04/06-12/10	98,000	1,20 1,50 2,50	910 NIT S 931 P 947 EX NIT S		8912850000	1	STD
Motor M 273.961	5461	8	285 kW (388 PS)	S-KLASSE (W211) S 500, S-KLASSE (C216) CL 500	10/05-12/13							
Motor M 273.961, M 273.968	5461	8	285 kW (388 PS)	S-KLASSE (W221) S 500 4-matic	10/05-12/13							
Motor M 273.962	5461	8	285 kW (388 PS)	E-KLASSE (S211) E 500 T 4-matic, E-KLASSE (W211) E 500 4-matic	04/06-07/09							
Motor M 273.963	5461	8	285 kW (388 PS)	GL-KLASSE (X164) GL 500 4-matic, R-KLASSE ((W251, V251) R 500 4-matic, M-KLASSE (W164) ML 500 4-matic, G-KLASSE (W463) G 500	09/06-							
Motor M 273.963, M 273.969	5461	8	285 kW (388 PS)	G-KLASSE (W463) G 500	05/08-							
Motor M 273.965	5461	8	285 kW (388 PS)	SL (R230) 500, CLK (C209) 500	03/06-01/12							
Motor M 273.966	5461	8	285 kW (388 PS)	E-KLASSE (C207) E 500, E-KLASSE (A207) E 500	01/09-							
Motor M 273.967	5461	8	285 kW (388 PS)	CLK (A209) 500	06/06-03/10							
Motor M 273.968	5461	8	285 kW (388 PS)	S-KLASSE (C216) CL 500 4-matic	02/08-13/12							
Motor M 273.970	5461	8	285 kW (388 PS)	E-KLASSE (W212) E 500 4-matic	01/09							
Motor M 273.971	5461	8	285 kW (388 PS)	E-KLASSE (W212) E 500, E-KLASSE (S212) E 500	01/09							



MAZDA

Globally reliable

	ccm											
Motor ZJ-VE For OE No. ZJY1-11-SCO	1349	4	55 kW - 67 kW (75-91 PS)	Demio 1.3, Mazda2 1.3	10/03-06/15	74,000	1,20 1,20 2,50	910 IF CR S 931 P 777 CR S		7985190000 5000	4	STD 0,50
Motor L5-VE For OE No. L5Y3-11-SCO	2488	4	117 kW - 125 kW (159-170 PS)	MAZDA 3 2.5, MAZDA 5 2.5, MAZDA 6 2.5 MZR, ATENZA 2.5 MZR, CX-7 2.5 MZR	08/07-	89,000	1,20 1,20 2,50	910 IF NIT S 931 P 777 NIT S		7985210000 5000	4	STD 0,50












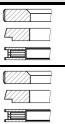
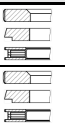
	ccm											
Motor 4B10 For OE No. 1110A436	1798	4	100 kW - 105 kW (136-143 PS)	ASX 1.8, LANCER 1.8,	02/08-	86,000	1,20 1,20 2,00	910 IF CR S 931 P 777 CR S		7987090000 5000	4	STD 0,50
Motor 4B11 For OE No. 1110A436	1998	4	87 kW - 139 kW (118-189 PS)	ASX 2.0 i, LANCER 2.0, OUTLANDER 2.0	11/06-							
Motor 4B12 For OE No. 1110A822	2360	4	125 kW (170 PS)	Lancer 2.4, Delica D5 2.4, Outlander 2.4	11/06-	88,000	1,20 1,20 2,0	910 IF CR S 931 P 777 CR S		7987100000 5000	4	STD 0,50
Motor 6G72-S For OE No. MD374009	2972	6	104 kW - 151 kW (141-205 PS)	Galant GTO 3.0 V6, Pajero 3.0 V6, Diamante 3.0 V6	07/86-	91,100	1,20 1,20 2,50	910 IF NIT S 931 P 777 CR S		7987150000 5000	6	STD 0,50



OPEL

Globally reliable















	ccm										
Dieselmotor D13A	1248	4	55 kW (75 PS)	AGILA (B) 1.3 CDTi	04/08-	69,600	2,00 1,50 2,00	910 NIT S 911 P 947 EX NIT	 8935640000 4000 6000	1	STD 0,40 0,60
Motor K10B	996	3	48 kW (65 PS)	AGILA (B) 1.0, AGILA (B) 1.0 LPG	04/08-	73,000	1,00 1,20 2,00	910 IF NIT S 931 P 777 NIT S	 7994620000 2500 5000	3	STD 0,25 0,50
Motor K12B	1242	4	63 kW (86 PS)	AGILA (B) 1.2, AGILA (B) 1.2 LPG	04/08-	73,000	1,00 1,20 2,00	910 IF NIT S 931 P 777 NIT S	 7994630000 2500 5000	4	STD 0,25 0,50
Motor Z 16 XE1, Z 16 XEP	1598	4	77 kW (105 PS)	ASTRA H 1.6	02/04-10/10	79,000	1,20 1,20 2,00	910 NIT S 931 P 777 NIT S	 8935060000 5000 1000	1	STD 0,50 1,00
Motor Z 16 XE1, Z 16 XEP	1598	4	77 kW (105 PS)	ZAFIRA B 1.6	07/05-						
Motor Z 16 XEP	1598	4	77 kW (105 PS)	ASTRA G 1.6, ZAFIRA A 1.6	03/00-10/10						
Motor Z 16 XEP	1598	4	77 kW (105 PS)	MERIVA 1.6	01/06-05/10						
Motor Z 16 XEP	1598	4	77 kW (105 PS)	VECTRA C 1.6	01/06-						
Dieselmotor B 16 DTC	1598	4	70 kW (95 PS)	MERIVA B 1.6 CDTi	01/14-	79,700	1,50 1,50 2,00	910 CDS P 911 IF U P 947 EX CKS	 8935150000 5000	1	STD 0,50
Dieselmotor B 16 DTE	1598	4	70 kW - 81 kW (95-110 PS)	ASTRA K 1.6 CDTi, ASTRA K Sports Tourer 1.6 CDTi	06/15-						
Dieselmotor B 16 DTE, D 16 DTE	1598	4	81 kW (110 PS)	INSIGNIA B Sports Tourer 1.6 CDTi, INSIGNIA B Grand Sport 1.6 CDTi, MERIVA B 1.6 CDTi	03/14-						
Dieselmotor B 16 DTH	1598	4	100 kW (136 PS)	ASTRA J 1.6 CDTi, MOKKA / MOKKA X 1.6 CDTi, INSIGNIA A 1.6 CDTi, INSIGNIA A Sports Tourer 1.6 CDTi, MERIVA B 1.6 CDTi	08/13-						
Dieselmotor B 16 DTH	1598	4	81 kW - 100 kW (110-136 PS)	ASTRA K 1.6 CDTi, ASTRA K Sports Tourer 1.6 CDTi	06/15-						
Dieselmotor B 16 DTH	1598	4	100 kW (136 PS)	ZAFIRA TOURER C 1.6 CDTi	02/13-						
Dieselmotor B 16 DTH, D 16 DTH	1598	4	100 kW (136 PS)	INSIGNIA B Grand Sport 1.6 CDTi, INSIGNIA B Sports Tourer 1.6 CDTi	03/17-						
Dieselmotor B 16 DTJ	1598	4	88 kW (120 PS)	INSIGNIA A 1.6 CDTi, INSIGNIA A Sports Tourer 1.6 CDTi, INSIGNIA A Country Tourer 1.6 CDTi, ZAFIRA TOURER C 1.6 CDTi	07/14-						
Dieselmotor B 16 DTL	1598	4	81 kW (110 PS)	ASTRA J 1.6 CDTi	02/14-						
Dieselmotor B 16 DTN, B 16 DTL	1598	4	81 kW (110 PS)	MERIVA B 1.6 CDTi	03/14-						
Dieselmotor B 16 DTR	1598	4	118 kW (160 PS)	ASTRA K 1.6 CDTi, ASTRA K Sports Tourer 1.6 CDTi	11/15-						
Dieselmotor B 16 DTU	1598	4	81 kW (110 PS)	MOKKA / MOKKA X 1.6 CDTi	06/15						
Dieselmotor B 20 DTH, D 20 DTH, LFS	1956	4	125 kW (170 PS)	ANTARA 2.0 CDTi, CASCADA 2.0 CDTi, INSIGNIA A 2.0 CDTi, INSIGNIA B Grand Sport 2.0 CDTi, INSIGNIA B Country Tourer 2.0 CDTi, ZAFIRA TOURER C 2.0 CDTi	11/14-	83,000	1,50 1,50 2,00	910 CDS P 911 IF U P 947 EX CKS	 8935450000 4000	1	STD 0,40

	ccm											
Motor 4B11	1998	4	108 kW - 110 kW (147-150 PS)	4007 2.0, 4008 2.0	11/10	86,000	1,20 1,20 2,00	910 IF CR S 931 P 777 CR S		7987090000 5000	4	STD 0,50
Motor SFY (4B12-MMC), SFZ (4B12-MMC)	2360	4	125 kW (170 PS)	4007 2.4 16V	01/08-	88,000	1,20 1,20 2,0	910 IF CR S 931 P 777 CR S		7987100000 5000	4	STD 0,50



SUZUKI

Globally reliable

	ccm										
Dieselmotor D13A	1248	4	55 kW (75 PS)	SPLASH 1.3 CDTI, SWIFT 1.3 DDiS	08/05-	69,600	2,00 1,50 2,00	910 NIT S 911 P 947 EX NIT	 8935640000 4000 6000	1	STD 0,40 0,60
Motor K10B	996	3	50 kW (68 PS)	SPLASH 1.0, CELERIO 1.0, ALTO K10 1.0, ALTO 800 1.0, ALTO 1.0	01/08-	73,000	1,00 1,20 2,00	910 IF NIT S 931 P 777 NIT S	 7994620000 2500 5000	3	STD 0,25 0,50
Motor K12B	1242	4	63 kW - 69 kW (86-94 PS)	SPLASH 1.2, SWIFT III 1.2, SWIFT IV 1.2	01/08-	73,000	1,00 1,20 2,00	910 IF NIT S 931 P 777 NIT S	 7994630000 2500 5000	4	STD 0,25 0,50