













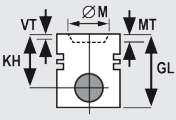



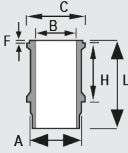
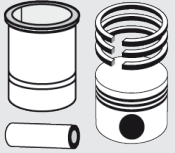
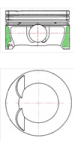


Globally reliable










# NEWSLETTER P3/2


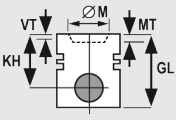



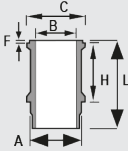

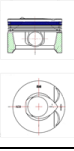




									Info	Pos.
CBZA, CBZB	1197	4	63-77 KW 86-105 PS	A1 1.2 TFSI A3 1.2 TFSI	05/10 - 04/15 03/10 - 05/13	71,00	130 050 0028 00 21	4 4	STD 0,50	1
CHZB	999	3	70 KW 95 PS	A1 1.0 TFSI	03/15 - 10/18	74,50	130 050 0592 00 21	4 4	STD 0,50	2
CHZD	999	3	85 KW 115 PS	A3 1.0 TFSI	07/16 -	74,50	130 050 0592 00 21	4 4	STD 0,50	2
CHZJ	999	3	85 KW 115 PS	Q2 1.0 TFSI	10/16 -	74,50	130 050 0592 00 21	4 4	STD 0,50	2
CPTA	1395	4	103 KW 140 PS	A1 1.4 TFSI A3 1.4 TFSI	04/12 - 04/15 03/13 -	74,50	130 050 0593 00 21	4 4	STD 0,50	3
CZCA, CZDD	1395	4	92 KW 125 PS	A1 1.4 TFSI	11/14 - 10/18	74,50	130 050 0593 00 21	4 4	STD 0,50	3
CZDA	1395	4	110 KW 150 PS	Q3 35 TFSI	11/18 -	74,50	130 050 0593 00 21	4 4	STD 0,50	3
CZDB	1395	4	92 KW 125 PS	Q3 1.4 TFSI	07/16 - 10/18	74,50	130 050 0593 00 21	4 4	STD 0,50	3
CZEA	1395	4	110 KW 150 PS	Q3 1.4 TSI	10/13 - 10/18	74,50	130 050 0593 00 21	4 4	STD 0,50	3
CHHC	1984	4	169 KW 230 PS	TT 2.0 TFSI	07/14 -	82,50	130 050 0595 00 21	4 4	STD 0,50	5
CNCD	1984	4	165 KW 224 PS	A4 2.0 TFSI A5 2.0 TFSI Q5 2.0 TFSI quattro	05/13 - 05/16 05/13 - 05/16 06/12 - 05/16	82,50	130 050 0595 00 21	4 4	STD 0,50	5
CNCE	1984	4	169 KW 230 PS	A5 2.0 TFSI A5 Cabriolet 2.0 TFSI Q5 2.0 TFSI quattro	08/15 - 01/17 08/15 - 01/17 08/15 - 05/17	82,50	130 050 0595 00 21	4 4	STD 0,50	5
CNTC	1984	4	162 KW 220 PS	A3 Cabriolet 2.0 TFSI quattro TT 2.0 TFSI quattro	05/14 - 04/15 -	82,50	130 050 0595 00 21	4 4	STD 0,50	5
CULB	1984	4	132 KW 180 PS	Q3 2.0 TFSI quattro	11/14 - 10/18	82,50	130 050 0595 00 21	4 4	STD 0,50	5
CULC	1984	4	162 KW 220 PS	Q3 2.0 TFSI quattro	11/14 - 10/18	82,50	130 050 0595 00 21	4 4	STD 0,50	5
CWZA	1984	4	170 KW 231 PS	A1 S1 quattro A1 Sportback S1 quattro	03/14 - 10/18 03/14 - 10/18	82,50	130 050 0595 00 21	4 4	STD 0,50	5
CYNB, CYPA	1984	4	185 KW 252 PS	A6 2.0 TFSI A7 Sportback 2.0 TFSI quattro	05/14 - 09/18 05/15 - 05/18	82,50	130 050 0595 00 21	4 4	STD 0,50	5
CYPA	1984	4	185 KW 252 PS	A6 Avant 2.0 TFSI A7 Sportback 2.0 TFSI A8 2.0 TFSI	05/15 - 09/18 09/14 - 05/18 09/16 - 01/18	82,50	130 050 0595 00 21	4 4	STD 0,50	5
CYPB	1984	4	183 KW 249 PS	A6 2.0 TFSI quattro A7 Sportback 2.0 TFSI quattro	05/15 - 09/18 05/15 - 05/18	82,50	130 050 0595 00 21	4 4	STD 0,50	5
DAJB	1798	4	141 KW 192 PS	A1 1.8 TFSI	02/15 - 10/18	82,50	130 050 0591 00 21	4 4	STD 0,50	4

<b>1</b>	<b>71,00 mm</b>										
		KH 29,00 MT -4,35 MØ 39,50 GL 47,00		L 42,00 Ø 19,00		1,20 910 NIT S 1,20 911 CR P 2,00 777 NIT S					
		130 050 0028 00 21				120 050 0011 00					
<b>2</b>	<b>74,50 mm</b>										
		KH 32,45 GL 49,90	TPL	L 47,00 Ø 19,00		1,20 910 NIT S PVD 1,20 911 CR P 2,00 777 NIT S					
		130 050 0592 00 21		Coated		120 050 0053 00					
<b>3</b>	<b>74,50 mm</b>										
		KH 30,80 GL 48,30		L 51,00 Ø 19,00		1,20 910 NIT S PVD 1,20 911 CR P 2,00 777 NIT S					
		130 050 0593 00 21		Coated		120 050 0053 00					
<b>4</b>	<b>82,50 mm</b>										
		KH 29,80 MT 4,75 GL 55,48	RTK TPL	L 51,00 Ø 23,00		1,20 910 IF NIT S PVD 1,20 931 P 2,00 777 S PVD					
		130 050 0591 00 21		Coated		120 050 0055 00					

							
<p><b>5</b></p>	<p><b>82,50 mm</b></p>						
	<p>KH 29,60 MT 6,20 MØ 50,00 GL 50,10</p>	<p>RTK</p>	<p>L 51,00 Ø 23,00</p>		<p>1,20 910 IF NIT S PVD 1,20 931 P 2,00 777 S PVD</p>		
	<p><b>130 050 0595 00</b> <b>21</b></p>		<p>Coated</p>		<p>120 050 0055 00</p>		










	ccm 								Info	Pos.
N14 B16 C	1598 4	141-160 KW 192-218 PS	MINI (R56) John Cooper Works MINI (R56) John Cooper Works GP MINI Cabriolet (R57) John Cooper Works MINI CLUBMAN (R55) John Cooper Works MINI Coupe (R58) John Cooper Works MINI Roadster (R59) John Cooper Works	11/07 - 11/13 09/12 - 11/13  08/08 - 05/15  11/07 - 06/14  12/10 - 05/15  11/11 - 04/15	77,00	130 107 0001 00 21	4 4	STD 0,50	For OE no. 11 25 7 576 973	1


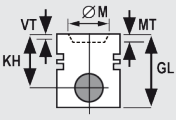



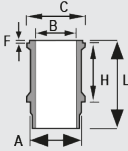




							
<p><b>1</b></p>	<p><b>77,00 mm</b></p>						
	<p>KH 28,40 GL 48,50</p>			<p>L 48,00 Ø 20,00</p>	 <p>1,20 910 IF PVD S 1,50 931 P 2,00 947 EX CR</p>		
	<p><b>130 107 0001 00 21</b></p>	<p>For OE no. 11 25 7 576 973</p>			<p>120 037 0070 00</p>		












Globally reliable


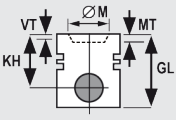



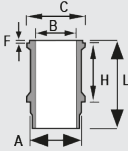
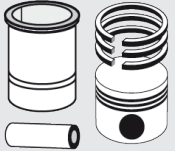
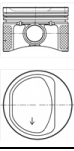


# DAIMLER-MERCEDES BENZ

	ccm 								Info	Pos.
M 111.970	2295 4	110 KW 150 PS	E-CLASS E 230 / E 230 T	06/95 - 06/97	90,90	130 010 0022 00	4	STD		1
M 111.974	2295 4	110 KW 150 PS	C-CLASS C 230 / C 230 T	06/96 - 06/98	90,90	130 010 0022 00	4	STD		1
M 111.980	2295 4	105 KW 143 PS	V-CLASS V 230	10/96 - 07/03	90,90	130 010 0022 00	4	STD		1
M 111.984	2295 4	92-105 KW 125-143 PS	SPRINTER 2-t 214 SPRINTER 3-t 314 4x4 SPRINTER 4-t 414	02/95 - 05/06 02/95 - 05/06 02/95 - 05/06	90,90	130 010 0022 00	4	STD		1

							
<b>1</b>	<b>90,90 mm</b>						
	KH 30,00 BÜ 2,90 GL 57,90			L 56,00 Ø 22,00	 1,50 910 IF NIT S 1,75 931 P 3,00 777 NIT S		
	<b>130 010 0022 00</b>				120 010 0039 00		



	ccm 								Info	Pos.
169 A4.000	1242 4	51 KW 69 PS	500 1.2 500 C 1.2 Grande Punto 1.2 Panda 1.2 Punto / Punto Evo 1.2	07/07 - 09/09 - 09/10 - 03/10 - 10/09 -	70,80	130 020 0012 00 20	4 4	STD 0,40		1


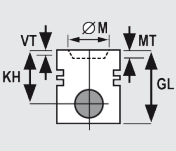


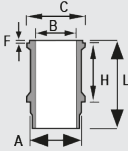
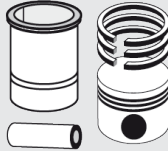
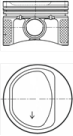




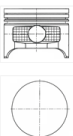




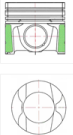




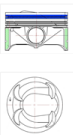




							
<p><b>1</b></p>	<p><b>70,80 mm</b></p>						
	<p>KH 28,50 MT 4,00 MØ 62,50 GL 48,00</p>			<p>L 49,00 Ø 17,98</p>	 <p>1,20 910 IF CR S 1,20 911 FE 2,50 777 CR S</p>		
		<p>130 020 0012 00 20</p>			<p>120 020 0044 00</p>		



# FORD

Globally reliable










										Info	Pos.
169 A4.000	1242	4	51 KW 69 PS	Ka 1.2	10/08 -	70,80	130 020 0012 00 20	4 4	STD 0,40		1
SNJA, SNJB, SNJC, SNJD	1242	4	60 KW 82 PS	Fiesta 1.25	06/08 -	71,90	130 021 0013 00 21	4 4	STD 0,50		2
YLCB, YNCA, YMCB	1995	4	88-176 KW 120-240 PS	S-MAX 2.0 EcoBlue	07/18 -	84,00	130 021 0014 00 21	4 4	STD 0,50		3
YLDA	1995	4	110 KW 150 PS	FOCUS IV 2.0 EcoBlue	01/18 -	84,00	130 021 0014 00 21	4 4	STD 0,50		3
YLF6, YLFS	1995	4	77-96 KW 105-130 PS	TOURNEO CUSTOM 2.0 EcoBlue TRANSIT 2.0 EcoBlue	12/15 - 12/15 -	84,00	130 021 0014 00 21	4 4	STD 0,50		3
YNCA, YMCB, YLCB	1995	4	88-176 KW 120-240 PS	GALAXY 2.0 EcoBlue	07/18 -	84,00	130 021 0014 00 21	4 4	STD 0,50		3
TNWA, TNWB	1999	4	146-149 KW 199-203 PS	S-MAX, GALAXY 2.0 EcoBoost	03/10 - 05/16	87,50	130 021 0012 00 21	4 4	STD 0,50		4
TPBA	1999	4	176 KW 240 PS	MONDEO IV 2.0 EcoBoost	03/10 - 01/15	87,50	130 021 0012 00 21	4 4	STD 0,50		4
TPWA	1999	4	176 KW 240 PS	S-MAX 2.0 EcoBoost	07/10 - 12/14	87,50	130 021 0012 00 21	4 4	STD 0,50		4

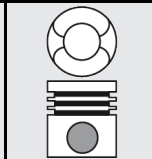
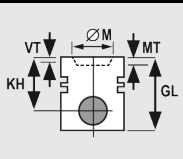

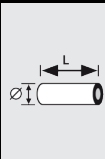



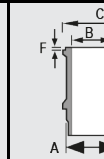
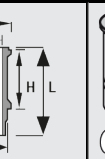






							
<b>1</b>	<b>70,80 mm</b>						
		KH 28,50 MT 4,00 MØ 62,50 GL 48,00		L 49,00 Ø 17,98	  	1,20 910 IF CR S 1,20 911 FE 2,50 777 CR S	
		130 020 0012 00 20				120 020 0044 00	
<b>2</b>	<b>71,90 mm</b>						
		KH 28,40 GL 55,20		L 42,00 Ø 19,00	  	1,20 910 IF NIT S 1,50 931 P 2,50 777 NIT S	
		130 021 0013 00 21				120 021 0044 00	
<b>3</b>	<b>84,00 mm</b>						
		KH 48,30 MT 14,10 MØ 48,20 GL 73,10	KKK RTK TPL	L 63,50 Ø 30,00	  	2,00 910 IF CKS 2,00 911 IF U P 2,00 947 EX CKS	
		130 021 0014 00 21		Coated		120 021 0081 00	
<b>4</b>	<b>87,50 mm</b>						
		KH 32,80 GL 53,80	TPL	L 56,00 Ø 22,50	  	1,20 910 NIT S PVD 1,20 931 FE S 2,00 777 NIT S	
		130 021 0012 00 21				120 021 0020 00	













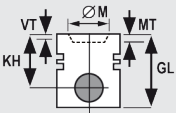



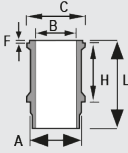
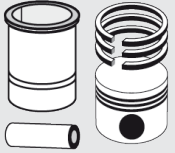
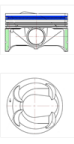


# HYUNDAI

Globally reliable

	ccm 								Info	Pos.	
G4KE	2359	4	125-148 KW 170-201 PS	SANTA FE III + IV 2.4	06/08 -	88,00	130 087 0030 00 21	4 4	STD 0,50	For OE no. 23410-2G501	1
G4KE	2359	4	125-148 KW 170-201 PS	GRANDEUR / AZERA 2.4 H-1 Cargo / H-1 Starex / H-1 Travel 2.4 ix35 2.4 SANTA FÉ II 2.4 SONATA VII 2.4 TUCSON 2.4	01/11 - 02/08 -  01/10 - 06/15 09/09 - 12/12 12/14 - 09/09 - 03/10	88,00	130 087 0040 00 21	4 4	STD 0,50	For OE no. 23410-2G200	2

									
<b>1</b>	<b>88,00 mm</b>								
		KH 28,50 GL 51,00		L 52,00 Ø 22,00		1,20 910 CR S IF 1,20 931 P 2,00 777 CR S			
		<b>130 087 0030 00</b> 21	For OE no. 23410-2G501			121 087 0040 00			
<b>2</b>	<b>88,00 mm</b>								
		KH 27,50 GL 51,50		L 58,00 Ø 21,00		1,20 910 CR S IF 1,20 931 P 2,00 777 CR S			
		<b>130 087 0040 00</b> 21	For OE no. 23410-2G200			121 087 0040 00			

	ccm 								Info	Pos.
204PT	1999 4	147-184 KW 200-250 PS	XE, XF, XJ 2.0	05/12 -	87,50	130 021 0012 00 21	4 4	STD 0,50		1










							
<b>1</b>	<b>87,50 mm</b>						
	KH 32,80 GL 53,80	TPL	L 56,00 Ø 22,50		1,20 910 NIT S PVD 1,20 931 FE S 2,00 777 NIT S		
	<b>130 021 0012 00 21</b>				120 021 0020 00		


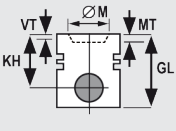



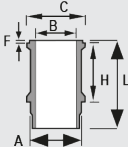
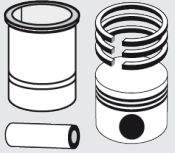
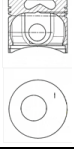
















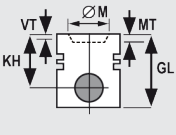



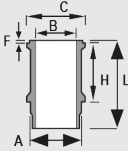

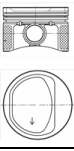


KHD










Globally reliable


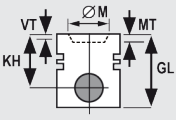



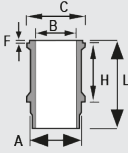
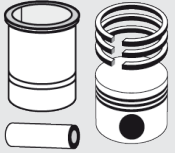
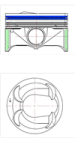


	ccm 								Info	Pos.
F 2L 1011, F 3L 1011, F 4L 1011	2731 4	18-44 KW 24-60 PS	DEUTZ ENGINE	06/89 -	91,00	130 015 0006 00	4	STD		1

							
<p><b>1</b></p>	<p><b>91,00 mm</b></p>						
	<p>KH 55,17 MT 19,80 MØ 40,00 GL 86,15</p>			<p>L 65,00 Ø 26,00</p>	 <p>2,00 910 CR 2,00 911 FE 3,00 947 EX</p>		
	<p><b>130 015 0006 00</b></p>				<p><b>120 015 0012 00</b></p>		

	ccm 								Info	Pos.
169 A4.000	1242 4	51 KW 69 PS	Ypsilon 1.2	08/10 -	70,80	130 020 0012 00 20	4 4	STD 0,40		1

							
<p><b>1</b></p>	<p><b>70,80 mm</b></p>						
	<p>KH 28,50 MT 4,00 MØ 62,50 GL 48,00</p>			<p>L 49,00 Ø 17,98</p>	 <p>1,20 910 IF CR S 1,20 911 FE 2,50 777 CR S</p>		
		<p>130 020 0012 00 20</p>			<p>120 020 0044 00</p>		










	ccm 								Info	Pos.
204PT	1999 4	176-177 KW 240-241 PS	DISCOVERY SPORT 2.0 FREELANDER 2 2.0 Si4 RANGE ROVER EVOQUE 2.0	11/14 - 10/11 - 10/14 06/11 - 12/19	87,50	130 021 0012 00 21	4 4	STD 0,50		1


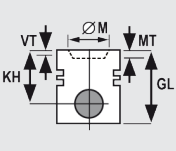

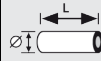

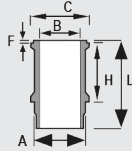
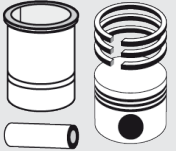
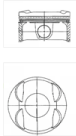





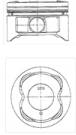




							
<p><b>1</b></p>	<p><b>87,50 mm</b></p>						
	<p>KH 32,80 GL 53,80</p>	<p>TPL</p>	<p>L 56,00 Ø 22,50</p>		<p>1,20 910 NIT S PVD 1,20 931 FE S 2,00 777 NIT S</p>		
	<p><b>130 021 0012 00</b> <b>21</b></p>				<p>120 021 0020 00</p>		



LEXUS

Globally reliable

	ccm 								Info	Pos.	
2AR-FE	2494	4	124-135 KW 169-184 PS	ES 250	06/12 - 06/18	90,00	130 096 0047 00 21	4 4	STD 0,50	For OE no. 13211-36032	1
2UZ-FE	4664	8	170-202 KW 231-275 PS	LX 470	05/98 - 03/08	94,00	130 096 0042 00 21 130 096 0044 00 21	1 1 1	STD 0,50 STD 0,50	For Cyl. 2+4+6+8 For Cyl. 1+3+5+7	2
3UR-FE	5663	8	266-285 KW 362-388 PS	LX 570	11/07 -	94,00	130 096 0046 00 21	1 1	STD 0,50		3










							
<b>1</b>	<b>90,00 mm</b>						
		KH 34,80 GL 57,00	LOX	L 56,00 Ø 22,00		1,00 910 IF NIT S 1,00 931 FE S 2,00 777 NIT S	
		<b>130 096 0047 00</b> 21	For OE no. 13211-36032			121 096 0152 00	
<b>2</b>	<b>94,00 mm</b>						
		KH 33,80 MT 6,80 BÜ 2,60 GL 57,80		L 62,00 Ø 22,00		1,50 910 NIT S 1,50 911 FE 4,00 777 NIT S	
		<b>130 096 0042 00</b> 21	For Cyl. 2+4+6+8			121 096 0136 00	
		KH 33,80 MT 6,80 BÜ 2,60 GL 57,80		L 62,00 Ø 22,00		1,50 910 NIT S 1,50 911 FE 4,00 777 NIT S	
		<b>130 096 0044 00</b> 21	For Cyl. 1+3+5+7			121 096 0136 00	
<b>3</b>	<b>94,00 mm</b>						
		KH 33,40 GL 55,30	LOX	L 56,00 Ø 22,00		1,20 910 IF NIT S 1,20 931 FE 2,0 777 NIT S	
		<b>130 096 0046 00</b> 21				121 096 0151 00	


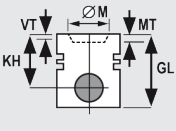



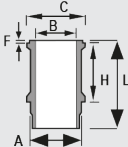
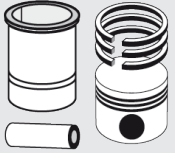
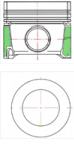






M.A.N.

Globally reliable










	ccm 								Info	Pos.
DASA	1968 4	90 KW 122 PS	TGE 2.0 TDI	08/17 -	81,00	130 050 0594 00 21	4 4	STD 0,50		1
DASB	1968 4	103 KW 140 PS	TGE 2.0 TDI	10/17 -	81,00	130 050 0594 00 21	4 4	STD 0,50		1
DAUA	1968 4	103 KW 140 PS	TGE 2.0 TDI	11/16 -	81,00	130 050 0594 00 21	4 4	STD 0,50		1
DAUB	1968 4	75 KW 102 PS	TGE 2.0 TDI	11/16 -	81,00	130 050 0594 00 21	4 4	STD 0,50		1
DAVA	1968 4	130 KW 177 PS	TGE 2.0 TDI	11/16 -	81,00	130 050 0594 00 21	4 4	STD 0,50		1
DAWA	1968 4	130 KW 177 PS	TGE 2.0 TDI	05/17 -	81,00	130 050 0594 00 21	4 4	STD 0,50		1


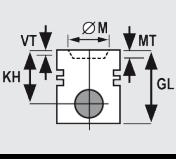



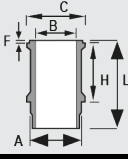
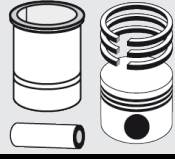

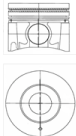


							
<p><b>1</b></p>	<p><b>81,00 mm</b></p>						
	<p>KH 45,80 MT 13,30 MØ 50,88 GL 68,80</p>	<p>KKK RTK TPL KBB</p>	<p>L 66,00 Ø 26,00</p>		<p>1,75 910 CKS 2,00 911 IF U CR 2,00 947 EX CR</p>		
	<p><b>130 050 0594 00</b> <b>21</b></p>		<p>Coated</p>		<p>120 050 0089 00</p>		













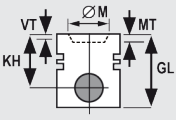



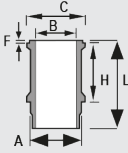
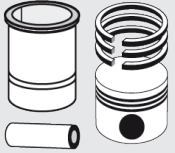

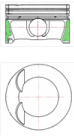

# NISSAN

Globally reliable

	ccm 								Info	Pos.	
YD25DDTi	2488	4	76-140 KW 103-190 PS	MURANO II 2.5 dCi 4x4 NAVARA 2.5 D NP300 NAVARA 2.5 dCi NV350 2.5 dCi PATHFINDER III 2.5 dCi PICK UP 2.5 dCi SANI 2.5 dCi	01/10 - 09/14 11/01 - 07/05 - 05/12 - 01/05 - 03/02 - 01/05 -	89,00	130 089 0024 00 21	4 4	STD 0,50	For OE no. A2010-5X00A	1
ZD30DDTi	2953	4	89-125 KW 121-170 PS	Cabstar 3.0 DCI Patrol GR 3.0 DTI	09/06 - 12/13 05/00 -	96,00	130 089 0003 00 21	4 4	STD 0,50	For OE no. 12010-DB000	2

							
<b>1</b>	<b>89,00 mm</b>						
		KH 48,80 MT 16,60 MØ 48,50 GL 76,80	KKK RTK TPL	L 68,00 Ø 28,00			
		<b>130 089 0024 00</b> 21	For OE no. A2010-5X00A				
<b>2</b>	<b>96,00 mm</b>						
		KH 50,10 MT -18,20 MØ 53,00 GL 78,10	KKK RTK	L 78,00 Ø 33,00		2,50 913 NIT S 2,00 911 IF FE 2,00 947 EX NIT S	
		<b>130 089 0003 00</b> 21	For OE no. 12010-DB000			121 089 0006 00	










	ccm 								Info	Pos.
MCY.PA	1984 4	185 KW 252 PS	MACAN 2.0	10/15 -	82,50	130 050 0595 00 21	4 4	STD 0,50		1


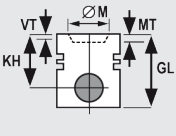



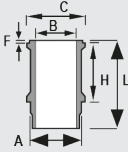
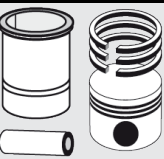






							
<p><b>1</b></p>	<p><b>82,50 mm</b></p>						
		<p>KH 29,60 MT 6,20 MØ 50,00 GL 50,10</p>	<p>RTK</p>	<p>L 51,00 Ø 23,00</p>	 <p>1,20 910 IF NIT S PVD 1,20 931 P 2,00 777 S PVD</p>		
		<p>130 050 0595 00 21</p>		<p>Coated</p>		<p>120 050 0055 00</p>	












RENAULT


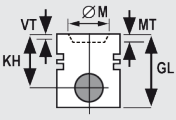



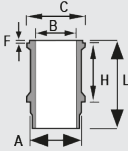




Globally reliable

	ccm 								Info	Pos.	
H4J 700	1397	4	96 KW 131 PS	GRAND SCÉNIC III 1.4 16V MEGANE III 1.4 TCe SCÉNIC III 1.4 16V	02/09 - 04/09 - 02/09 -	78,00	130 038 0041 00 21	4 4	STD 0,50		1
2TR 700, 2TR 702, 2TR 703	2488	4	126 KW 171 PS	KOLEOS I 2.5	09/08 -	89,00	130 038 0042 00 21	4 4	STD 0,50	For OE no. A2010-JG31A	2

							
<b>1</b>	<b>78,00 mm</b>						
		KH 31,40 GL 49,40		L 51,00 Ø 20,00		1,20 910 IF NIT S 1,20 911 P 2,00 777 NIT S	
		<b>130 038 0041 00</b> 21				120 038 0015 00	
<b>2</b>	<b>89,00 mm</b>						
		KH 32,50 GL 53,50		L 57,00 Ø 20,00		1,20 910 IF NIT S 1,20 911 P 2,00 777 NIT S	
		<b>130 038 0042 00</b> 21	For OE no. A2010-JG31A			121 089 0023 00	



	<b>ccm</b> 								<b>Info</b>	<b>Pos.</b>
2AR-FE	2494 4	124-150 KW 169-204 PS	IC Coupe	09/10 - 12/13	90,00	130 096 0047 00 21	4 4	STD 0,50	For OE no. 13211-36032	1


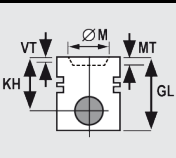

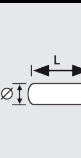



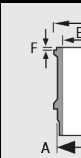
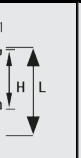





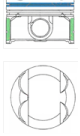


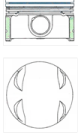


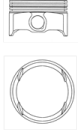


							
<p><b>1</b></p>	<p><b>90,00 mm</b></p>						
	<p>KH 34,80 GL 57,00</p>	<p>LOX</p>	<p>L 56,00 Ø 22,00</p>		<p>1,00 910 IF NIT S 1,00 931 FE S 2,00 777 NIT S</p>		
	<p><b>130 096 0047 00 21</b></p>	<p>For OE no. 13211-36032</p>			<p>121 096 0152 00</p>		


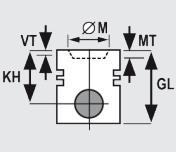



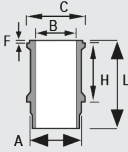
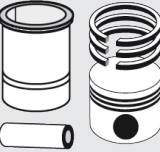
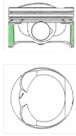


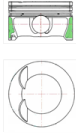













# SEAT

Globally reliable


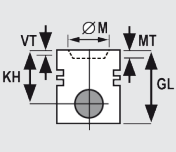



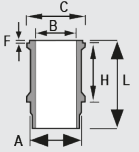
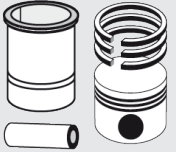
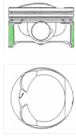



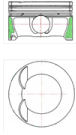



	ccm									Info	Pos.
CBZA, CBZB	1197	4	63-77 KW 86-105 PS	ALTEA 1.2 TSI IBIZA IV 1.2 TSI LEON 1.2 TSI TOLEDO IV 1.2 TSI	04/10 - 09/10 - 02/10 - 12/12 07/12 - 06/15	71,00	130 050 0028 00 21	4 4	STD 0,50		1
CHZB	999	3	70 KW 95 PS	IBIZA IV 1.0 TSI TOLEDO IV 1.0 TSI	05/15 - 06/17 05/17 - 04/19	74,50	130 050 0592 00 21	4 4	STD 0,50		2
CHZC	999	3	81 KW 110 PS	IBIZA IV 1.0 TSI TOLEDO IV 1.0 TSI	05/15 - 06/17 05/17 - 04/19	74,50	130 050 0592 00 21	4 4	STD 0,50		2
CHZD	999	3	85 KW 115 PS	LEON 1.0 TSI	05/15 -	74,50	130 050 0592 00 21	4 4	STD 0,50		2
CHZJ	999	3	85 KW 115 PS	ARONA 1.0 TSI ATECA 1.0 TSI IBIZA V 1.0 TSI	07/17 - 05/16 - 01/17 -	74,50	130 050 0592 00 21	4 4	STD 0,50		2
CHZL	999	3	70 KW 95 PS	ARONA 1.0 TSI IBIZA V 1.0 TSI	07/17 - 01/17 -	74,50	130 050 0592 00 21	4 4	STD 0,50		2
CPTA	1395	4	103 KW 140 PS	IBIZA IV 1.4 TSI	10/13 - 05/15	74,50	130 050 0593 00 21	4 4	STD 0,50		3
CZDA, CZEA	1395	4	110 KW 150 PS	LEON 1.4 TSI	05/14 -	74,50	130 050 0593 00 21	4 4	STD 0,50		3
BXW, CGGB	1390	4	63 KW 85 PS	ALTEA 1.4 16V CORDOBA 1.4 16V IBIZA III 1.4 16V LEON 1.4 16V TOLEDO III 1.4 16V	05/06 - 05/06 - 11/09 05/06 - 11/09 06/06 - 12/12 05/06 - 05/09	76,50	130 050 0590 00 21	4 4	STD 0,50		4
CJSA, CJSB	1798	4	132 KW 180 PS	LEON 1.8 TSI	03/12 -	82,50	130 050 0591 00 21	4 4	STD 0,50		5
DAJA	1798	4	141 KW 192 PS	IBIZA IV SC 1.8 TSI Cupra	11/15 - 16/12	82,50	130 050 0591 00 21	4 4	STD 0,50		5
DEDA	1984	4	162 KW 220 PS	ALHAMBRA 2.0 TSI	05/15 -	82,50	130 050 0595 00 21	4 4	STD 0,50		6

											
<b>1</b>	<b>71,00 mm</b>										
		KH 29,00 MT -4,35 MØ 39,50 GL 47,00		L 42,00 Ø 19,00		1,20 910 NIT S 1,20 911 CR P 2,00 777 NIT S					
		130 050 0028 00 21				120 050 0011 00					
<b>2</b>	<b>74,50 mm</b>										
		KH 32,45 GL 49,90	TPL	L 47,00 Ø 19,00		1,20 910 NIT S PVD 1,20 911 CR P 2,00 777 NIT S					
		130 050 0592 00 21		Coated		120 050 0053 00					
<b>3</b>	<b>74,50 mm</b>										
		KH 30,80 GL 48,30		L 51,00 Ø 19,00		1,20 910 NIT S PVD 1,20 911 CR P 2,00 777 NIT S					
		130 050 0593 00 21		Coated		120 050 0053 00					
<b>4</b>	<b>76,50 mm</b>										
		KH 28,92 VT1 -1,07 VT2 -1,04 MT -2,28 MØ 61,14 GL 46,92	TPL	L 47,90 Ø 17,00		1,20 910 NIT S 1,20 931 P 2,00 777 NIT S					
		130 050 0590 00 21				120 050 0079 00					










							
<b>5</b>	<b>82,50 mm</b>						
		KH 29,80 MT 4,75 GL 55,48	RTK TPL	L 51,00 Ø 23,00		1,20 910 IF NIT S PVD 1,20 931 P 2,00 777 S PVD	
		<b>130 050 0591 00</b> 21		Coated		120 050 0055 00	
<b>6</b>	<b>82,50 mm</b>						
		KH 29,60 MT 6,20 MØ 50,00 GL 50,10	RTK	L 51,00 Ø 23,00		1,20 910 IF NIT S PVD 1,20 931 P 2,00 777 S PVD	
		<b>130 050 0595 00</b> 21		Coated		120 050 0055 00	


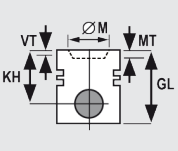



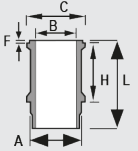






	ccm 								Info	Pos.
CBZA, CBZB	1197	4	63-77 KW 86-105 PS	FABIA II 1.2 TSI OCTAVIA II 1.2 TSI RAPID 1.2 TSI ROOMSTER 1.2 TSI YETI 1.2 TSI	03/10 - 12/14 02/10 - 06/13 07/12 - 03/10 - 05/15 09/09 - 05/15	71,00	130 050 0028 00 21	4 4	STD 0,50	1
CHZB, CHZC	999	3	70-81 KW 95-110 PS	FABIA III 1.0 TSI RAPID 1.0 TSI	08/14 - 06/17 - 12/19	74,50	130 050 0592 00 21	4 4	STD 0,50	2
CHZD	999	3	85 KW 115 PS	OCTAVIA III 1.0 TSI	05/16 -	74,50	130 050 0592 00 21	4 4	STD 0,50	2
CHZJ	999	3	85 KW 115 PS	KAROQ 1.0 TSI	07/17 -	74,50	130 050 0592 00 21	4 4	STD 0,50	2
CZDA	1395	4	110 KW 150 PS	YETI 1.4 TSI	05/15 - 12/17	74,50	130 050 0593 00 21	4 4	STD 0,50	3
CZDA, CZEA	1395	4	110 KW 150 PS	KODIAQ 1.4 TSI OCTAVIA III 1.4 TSI SUPERB III 1.4 TSI	10/16 - 08/14 - 03/15 -	74,50	130 050 0593 00 21	4 4	STD 0,50	3
BUD, CGGA	1390	4	59 KW 80 PS	FABIA I 1.4 16V OCTAVIA II 1.4 16V	02/06 - 12/07 06/04 - 06/13	76,50	130 050 0590 00 21	4 4	STD 0,50	4
BXW, CGGB	1390	4	63 KW 86 PS	FABIA II 1.4 16V ROOMSTER 1.4 16V	01/07 - 12/14 09/06 - 05/15	76,50	130 050 0590 00 21	4 4	STD 0,50	4
CHHA	1984	4	169 KW 230 PS	OCTAVIA III 2.0 TSI RS	05/15 -	82,50	130 050 0595 00 21	4 4	STD 0,50	6
CHHB	1984	4	162 KW 220 PS	OCTAVIA III 2.0 TSI RS	11/12 - 05/13	82,50	130 050 0595 00 21	4 4	STD 0,50	6
CHHB	1984	4	162 KW 220 PS	SUPERB III 2.0 TSI	03/15 -	82,50	130 050 0595 00 21	4 4	STD 0,50	6
CJSA, CJSB	1798	4	132 KW 180 PS	OCTAVIA III 1.8 TSI	11/12 -	82,50	130 050 0591 00 21	4 4	STD 0,50	5
CJSA, CJSC	1798	4	132 KW 180 PS	SUPERB III 1.8 TSI	03/15 -	82,50	130 050 0591 00 21	4 4	STD 0,50	5

<b>1</b>	<b>71,00 mm</b>						
		KH 29,00 MT -4,35 MØ 39,50 GL 47,00		L 42,00 Ø 19,00		1,20 910 NIT S 1,20 911 CR P 2,00 777 NIT S	
		130 050 0028 00 21				120 050 0011 00	
<b>2</b>	<b>74,50 mm</b>						
		KH 32,45 GL 49,90	TPL	L 47,00 Ø 19,00		1,20 910 NIT S PVD 1,20 911 CR P 2,00 777 NIT S	
		130 050 0592 00 21		Coated		120 050 0053 00	
<b>3</b>	<b>74,50 mm</b>						
		KH 30,80 GL 48,30		L 51,00 Ø 19,00		1,20 910 NIT S PVD 1,20 911 CR P 2,00 777 NIT S	
		130 050 0593 00 21		Coated		120 050 0053 00	
<b>4</b>	<b>76,50 mm</b>						
		KH 28,92 VT1 -1,07 VT2 -1,04 MT -2,28 MØ 61,14 GL 46,92	TPL	L 47,90 Ø 17,00		1,20 910 NIT S 1,20 931 P 2,00 777 NIT S	
		130 050 0590 00 21				120 050 0079 00	

							
<b>5</b>	<b>82,50 mm</b>						
		KH 29,80 MT 4,75 GL 55,48	RTK TPL	L 51,00 Ø 23,00	 	1,20 910 IF NIT S PVD 1,20 931 P 2,00 777 S PVD	
		<b>130 050 0591 00</b> 21		Coated		120 050 0055 00	
<b>6</b>	<b>82,50 mm</b>						
		KH 29,60 MT 6,20 MØ 50,00 GL 50,10	RTK	L 51,00 Ø 23,00	 	1,20 910 IF NIT S PVD 1,20 931 P 2,00 777 S PVD	
		<b>130 050 0595 00</b> 21		Coated		120 050 0055 00	



	ccm 								Info	Pos.
M 111.970, M 111.974	2295 4	103-110 KW 140-150 PS	CHAIRMAN 2.3 KORANDO 2.3 MUSSO 2.3	07/97 - 05/97 - 02/00 10/96 - 11/02	90,90	130 010 0022 00	4	STD		1


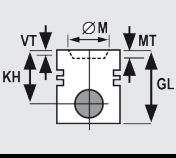



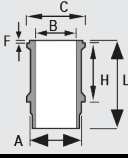
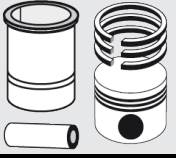
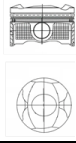











							
<p><b>1</b></p>	<p><b>90,90 mm</b></p>						
 	<p>KH 30,00 BÜ 2,90 GL 57,90</p>		<p>L 56,00 Ø 22,00</p>	 	<p>1,50 910 IF NIT S 1,75 931 P 3,00 777 NIT S</p>		
	<p>130 010 0022 00</p>				<p>120 010 0039 00</p>		












TOYOTA

Globally reliable

	ccm									Info	Pos.
1NR-FE	1329	4	62-74 KW 84-101 PS	AURIS 1.3 COROLLA 1.3 IQ 1.33 URBAN CRUISER 1.3 YARIS 1.3	05/09 - 12/18 12/08 - 12/18 01/09 - 12/15 01/09 - 10/16 11/08 -	72,50	130 096 0048 00 21	4 4	STD 0,50	For OE no. 13101-47020	1
1NR-FE	1329	4	62-74 KW 84-101 PS	AURIS 1.3 COROLLA 1.3 URBAN CRUISER 1.3 YARIS 1.3	05/09 - 12/18 12/08 - 12/18 01/09 - 12/15 01/09 - 10/16 11/08 -	72,50	130 096 0049 00 21	4 4	STD 0,50	For OE no. 13101-47110	2
2AR-FE	2494	4	124-150 KW 169-204 PS	CAMRY 2.5 RAV 4 III 2.5 4WD RAV 4 IV 2.5	01/06 - 11/05 - 12/12 12/12 -	90,00	130 096 0047 00 21	4 4	STD 0,50	For OE no. 13211-36032	3
5VZ-FE	3378	6	124-142 KW 169-193 PS	4 RUNNER 3.4 GRANVIA 3.4 HILUX VI Pick-up 3.4 LAND CRUISER 90 / PRADO 3.4 i 24V TACOMA Pick-up 3.4 TUNDRA Pick-up 3.4	11/95 - 11/02 08/97 - 12/04 01/95 - 07/05 03/96 - 08/02  01/95 - 08/04 04/99 - 07/04	93,50	130 096 0050 00 21	1 1	STD 0,50	For OE no. 13101-62060	4
2UZ-FE	4664	8	170-232 KW 233-315 PS	Land Cruiser 4.7 SEQUOIA 4.7 TUNDRA 4.7	01/98 - 09/00 - 04/14 02/99 - 12/09	94,00	130 096 0042 00 21 130 096 0044 00 21	1 1 1 1	STD 0,50 STD 0,50	For Cyl. 2+4+6+8 For Cyl. 1+3+5+7	5
3UR-FE	5663	8	266-285 KW 362-388 PS	LAND CRUISER 200 5.7 V8 SEQUOIA 5.7 4WD TUNDRA Pick-up 5.7	08/07 - 11/07 - 11/06 -	94,00	130 096 0046 00 21	1 1	STD 0,50		6
1KD-FTV	2982	4	75-150 KW 102-204 PS	FORTUNER 3.0 D HILUX VII 3.0 D LAND CRUISER PRADO 3.0 D	06/04 - 02/05 - 02/00 -	96,00	130 096 0043 00 21	4 4	STD 0,50	For OE No. 13101-30200	7

							
<b>1</b>	<b>72,50 mm</b>						
		KH 26,40 GL 47,80		L 53,00 Ø 18,00		1,00 910 IF NIT S 1,00 931 FE S 1,50 777 CR S	
		<b>130 096 0048 00</b> 21	For OE no. 13101-47020			121 096 0144 00	
<b>2</b>	<b>72,50 mm</b>						
		KH 25,80 GL 48,00		L 53,00 Ø 18,00		1,00 910 IF NIT S 1,00 931 FE S 2,00 777 NIT S	
		<b>130 096 0049 00</b> 21	For OE no. 13101-47110			121 096 0145 00	
<b>3</b>	<b>90,00 mm</b>						
		KH 34,80 GL 57,00	LOX	L 56,00 Ø 22,00		1,00 910 IF NIT S 1,00 931 FE S 2,00 777 NIT S	
		<b>130 096 0047 00</b> 21	For OE no. 13211-36032			121 096 0152 00	
<b>4</b>	<b>93,50 mm</b>						
		KH 34,00 GL 63,00		L 62,00 Ø 22,00		1,50 910 NIT S 1,50 911 FE 4,00 777 NIT S	
		<b>130 096 0050 00</b> 21	For OE no. 13101-62060			121 096 0131 00	

<b>5</b>	<b>94,00 mm</b>							
		KH 33,80 MT 6,80 BÜ 2,60 GL 57,80		L 62,00 Ø 22,00		1,50 910 NIT S 1,50 911 FE 4,00 777 NIT S		
		<b>130 096 0042 00</b> 21	For Cyl. 2+4+6+8			121 096 0136 00		
		KH 33,80 MT 6,80 BÜ 2,60 GL 57,80		L 62,00 Ø 22,00		1,50 910 NIT S 1,50 911 FE 4,00 777 NIT S		
		<b>130 096 0044 00</b> 21	For Cyl. 1+3+5+7			121 096 0136 00		
<b>6</b>	<b>94,00 mm</b>							
		KH 33,40 GL 55,30	LOX	L 56,00 Ø 22,00		1,20 910 IF NIT S 1,20 931 FE 2,0 777 NIT S		
		<b>130 096 0046 00</b> 21				121 096 0151 00		
<b>7</b>	<b>96,00 mm</b>							
		KH 49,60 MT 16,30 MØ 51,80 GL 78,50	KKK RTK	L 73,00 Ø 34,00		2,00 913 CR S 1,50 911 NIT S 3,00 947 EX NIT S		
		<b>130 096 0043 00</b> 21	For OE No. 13101-30200			121 096 0111 00		


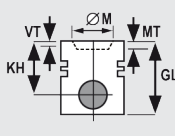

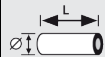

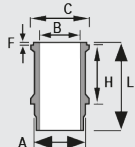
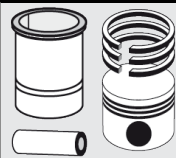
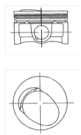


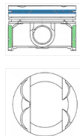


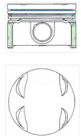





									Info	Pos.
CBZA, CBZB	1197	4	63-77 KW 86-105 PS	BEETLE 1.2 TSI CADDY III 1.2 TSI GOLF PLUS 1.2 TSI GOLF VI 1.2 TSI JETTA IV 1.2 TSI POLO 1.2 TSI TOURAN 1.2 TSI	07/11 - 09/10 - 05/15 05/10 - 08/14 11/08 - 05/16 10/10 - 11/09 - 05/10 - 05/15	71,00	130 050 0028 00 21	4 4	STD 0,50	1
CHZA	999	3	66 KW 90 PS	LOAD UP 1.0 TSi BlueMotion UPI 1.0 TSI	05/16 - 08/19 05/16 - 09/18	74,50	130 050 0592 00 21	4 4	STD 0,50	2
CHZB	999	3	70 KW 95 PS	POLO 1.0 TSI	11/14 -	74,50	130 050 0592 00 21	4 4	STD 0,50	2
CHZC	999	3	81 KW 110 PS	GOLF VII 1.0 TSI POLO 1.0 TSI	11/16 - 11/14 -	74,50	130 050 0592 00 21	4 4	STD 0,50	2
CHZD	999	3	85 KW 115 PS	GOLF VII 1.0 TSI	05/15 -	74,50	130 050 0592 00 21	4 4	STD 0,50	2
CHZG	999	3	75 KW 102 PS	CADDY IV 1.0 TSI	11/15 -	74,50	130 050 0592 00 21	4 4	STD 0,50	2
CHZJ	999	3	85 KW 115 PS	POLO 1.0 TSI T-ROC 1.0 TSI	09/17 - 07/17 -	74,50	130 050 0592 00 21	4 4	STD 0,50	2
CHZK	999	3	63 KW 86 PS	GOLF VII 1.0 TSI	01/17 -	74,50	130 050 0592 00 21	4 4	STD 0,50	2
CHZL	999	3	70 KW 95 PS	POLO 1.0 TSI T-CROSS 1.0 TSI	06/17 - 12/18 -	74,50	130 050 0592 00 21	4 4	STD 0,50	2
CPTA	1395	4	103 KW 140 PS	GOLF VII 1.4 TSI POLO 1.4 TSI	08/12 - 10/12 -	74,50	130 050 0593 00 21	4 4	STD 0,50	3
CZDA	1395	4	110 KW 150 PS	BEETLE 1.4 TSI CC 1.4 TSI GOLF SPORTSVAN 1.4 TSI JETTA IV 1.4 TSI SCIROCCO 1.4 TSI SHARAN 1.4 TSI TIGUAN 1.4 TSI TOURAN 1.4 TSI	12/14 - 07/19 05/15 - 12/16 02/14 - 08/14 - 07/15 - 11/17 05/15 - 05/15 - 07/18 05/15 -	74,50	130 050 0593 00 21	4 4	STD 0,50	3
CZDA, CZEA	1395	4	110 KW 150 PS	PASSAT 1.4 TSI TIGUAN 1.4 TSI	11/14 - 01/16 - 09/18	74,50	130 050 0593 00 21	4 4	STD 0,50	3
CZDB	1395	4	92 KW 125 PS	TIGUAN 1.4 TSI	05/15 - 07/18	74,50	130 050 0593 00 21	4 4	STD 0,50	3
CZDD	1395	4	92 KW 125 PS	GOLF VII 1.4 TSI	05/14 -	74,50	130 050 0593 00 21	4 4	STD 0,50	3
BUD	1390	4	59 KW 80 PS	CADDY III 1.4 16V GOLF V 1.4 16V POLO 1.4 16V	05/06 - 08/10 05/06 - 11/08 05/06 - 11/09	76,50	130 050 0590 00 21	4 4	STD 0,50	4
BUD, CGGA	1390	4	59 KW 80 PS	GOLF PLUS 1.4 16V GOLF VI 1.4 16V	05/06 - 12/13 07/09 - 07/13	76,50	130 050 0590 00 21	4 4	STD 0,50	4
CGGA	1390	4	59 KW 80 PS	GOLF VI 1.4 16V	10/08 - 11/12	76,50	130 050 0590 00 21	4 4	STD 0,50	4
CGGB	1390	4	63 KW 85 PS	POLO 1.4 16V	03/09 - 05/14	76,50	130 050 0590 00 21	4 4	STD 0,50	4
CXFA, CXHA	1968	4	110 KW 150 PS	MULTIVAN VI 2.0 TDI TRANSPORTER VI 2.0 TDI	04/15 - 04/15 -	81,00	130 050 0594 00 21	4 4	STD 0,50	5
CXGA	1968	4	62 KW 84 PS	MULTIVAN VI 2.0 TDI TRANSPORTER VI 2.0 TDI	04/15 - 04/15 -	81,00	130 050 0594 00 21	4 4	STD 0,50	5
CXGB	1968	4	75 KW 102 PS	TRANSPORTER VI 2.0 TDI	04/15 -	81,00	130 050 0594 00 21	4 4	STD 0,50	5
CXGD	1968	4	66 KW 90 PS	TRANSPORTER VI 2.0 TDI	10/19 -	81,00	130 050 0594 00 21	4 4	STD 0,50	5
CXHB	1968	4	84 KW 114 PS	MULTIVAN VI 2.0 TDI TRANSPORTER VI 2.0 TDI	05/16 - 05/16 -	81,00	130 050 0594 00 21	4 4	STD 0,50	5
CXHC	1968	4	81 KW 110 PS	MULTIVAN VI 2.0 TDI TRANSPORTER VI 2.0 TDI	07/19 - 07/19 -	81,00	130 050 0594 00 21	4 4	STD 0,50	5
DASA	1968	4	90 KW 122 PS	CRAFTER 2.0 TDI	08/17 -	81,00	130 050 0594 00 21	4 4	STD 0,50	5
DASB	1968	4	103 KW 140 PS	CRAFTER 2.0 TDI	10/17 -	81,00	130 050 0594 00 21	4 4	STD 0,50	5
DAUA	1968	4	103 KW 140 PS	CRAFTER 2.0 TDI	09/16 -	81,00	130 050 0594 00 21	4 4	STD 0,50	5
DAUB	1968	4	75 KW 102 PS	CRAFTER 2.0 TDI	10/16 -	81,00	130 050 0594 00 21	4 4	STD 0,50	5
DAVA	1968	4	130 KW 177 PS	CRAFTER 2.0 TDI	09/16 -	81,00	130 050 0594 00 21	4 4	STD 0,50	5
DAWA	1968	4	130 KW 177 PS	CRAFTER 2.0 TDI	05/17 -	81,00	130 050 0594 00 21	4 4	STD 0,50	5
CHHA	1984	4	169 KW 230 PS	GOLF VII 2.0 GTI	04/13 -	82,50	130 050 0595 00 21	4 4	STD 0,50	7
CHHB	1984	4	162 KW 220 PS	GOLF VII 2.0 GTI PASSAT 2.0 TSI PASSAT ALLTRACK 2.0 TSI 4motion TIGUAN 2.0 TSI 4motion	04/13 - 04/08 - 07/15 - 06/16 -	82,50	130 050 0595 00 21	4 4	STD 0,50	7
CJSA	1798	4	132 KW 180 PS	TOURAN 1.8 TSI	11/15 -	82,50	130 050 0591 00 21	4 4	STD 0,50	6



# VOLKSWAGEN










Globally reliable

	ccm									Info	Pos.
CJSA, CJSC	1798	4	132 KW 180 PS	PASSAT 1.8 TSI	02/15 -	82,50	130 050 0591 00 21	4 4	STD 0,50		6
CJSB	1798	4	132 KW 180 PS	GOLF VII 1.8 TSI 4motion	12/14 -	82,50	130 050 0591 00 21	4 4	STD 0,50		6
CNTA, CTNC	1984	4	155 KW 220 PS	GOLF VII 2.0 GTI	04/13 -	82,50	130 050 0595 00 21	4 4	STD 0,50		7
CULC	1984	4	162 KW 220 PS	BEETLE Cabriolet 2.0 TSI GOLF VI Cabriolet 2.0 TSI SCIROCCO 2.0 TSI	12/14 - 09/18 11/13 - 05/16 11/13 - 11/17	82,50	130 050 0595 00 21	4 4	STD 0,50		7
CXDA	1984	4	162 KW 220 PS	ATLAS / TERAMONT 2.0 TSI 4motion	12/17 -	82,50	130 050 0595 00 21	4 4	STD 0,50		7
DAJA, DAJB	1798	4	141 KW 230 PS	POLO 1.8 GTI POLO 1.8 GTI 230	11/14 - 04/16 -	82,50	130 050 0591 00 21	4 4	STD 0,50		6
DEDA	1984	4	162 KW 220 PS	SHARAN 2.0 TSI	05/15 -	82,50	130 050 0595 00 21	4 4	STD 0,50		7

							
<b>1</b>	<b>71,00 mm</b>						
		KH 29,00 MT -4,35 MØ 39,50 GL 47,00		L 42,00 Ø 19,00		1,20 910 NIT S 1,20 911 CR P 2,00 777 NIT S	
		<b>130 050 0028 00</b> 21				120 050 0011 00	
<b>2</b>	<b>74,50 mm</b>						
		KH 32,45 GL 49,90	TPL	L 47,00 Ø 19,00		1,20 910 NIT S PVD 1,20 911 CR P 2,00 777 NIT S	
		<b>130 050 0592 00</b> 21		Coated		120 050 0053 00	
<b>3</b>	<b>74,50 mm</b>						
		KH 30,80 GL 48,30		L 51,00 Ø 19,00		1,20 910 NIT S PVD 1,20 911 CR P 2,00 777 NIT S	
		<b>130 050 0593 00</b> 21		Coated		120 050 0053 00	
<b>4</b>	<b>76,50 mm</b>						
		KH 28,92 VT1 -1,07 VT2 -1,04 MT -2,28 MØ 61,14 GL 46,92	TPL	L 47,90 Ø 17,00		1,20 910 NIT S 1,20 931 P 2,00 777 NIT S	
		<b>130 050 0590 00</b> 21				120 050 0079 00	




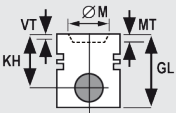



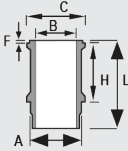

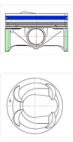


<b>5</b>		<b>81,00 mm</b>						
		KH 45,80 MT 13,30 MØ 50,88 GL 68,80	KKK RTK TPL KBB	L 66,00 Ø 26,00		1,75 910 CKS 2,00 911 IF U CR 2,00 947 EX CR		
		130 050 0594 00 21		Coated		120 050 0089 00		
<b>6</b>		<b>82,50 mm</b>						
		KH 29,80 MT 4,75 GL 55,48	RTK TPL	L 51,00 Ø 23,00		1,20 910 IF NIT S PVD 1,20 931 P 2,00 777 S PVD		
		130 050 0591 00 21		Coated		120 050 0055 00		
<b>7</b>		<b>82,50 mm</b>						
		KH 29,60 MT 6,20 MØ 50,00 GL 50,10	RTK	L 51,00 Ø 23,00		1,20 910 IF NIT S PVD 1,20 931 P 2,00 777 S PVD		
		130 050 0595 00 21		Coated		120 050 0055 00		










	ccm 								Info	Pos.
B 4204 T7	1999 4	176-180 KW 239-245 PS	S60 II 2.0 T5 S60 II 2.0 T5 DRIVe S80 II 2.0 T5 V60 I 2.0 T5 V70 III 2.0 T5 XC60 2.0 T5	04/10 - 12/14 09/14 - 12/15 10/10 - 09/10 - 12/14 08/12 - 01/10 - 12/14 09/10 - 02/17	87,50	130 021 0012 00 21	4 4	STD 0,50		1



VOLVO

Globally reliable

							
<b>1</b>	<b>87,50 mm</b>						
	KH 32,80 GL 53,80	TPL	L 56,00 Ø 22,50		1,20 910 NIT S PVD 1,20 931 FE S 2,00 777 NIT S		
	<b>130 021 0012 00 21</b>				120 021 0020 00		

	ccm 								Info	Pos.
Z 4901	2696 3	34 KW 46 PS	4911, 4945	01/84 -	102,00	130 058 0001 00	1	STD		2
Z 5201	2696 3	33 KW 45 PS	5211, 5245	01/65 -	102,00	130 058 0001 00	1	STD		2
Z 6901	3595 4	47 KW 64 PS	6511, 6545, 6911, 6918, 6945, 6948	01/78 -	102,00	130 058 0001 00	1	STD		2
Z 2001	1560 2	18-21 KW 25-28 PS	1511, 1522, 2011, 2013, 2017, 2023, 2511	01/60 -	95,00	130 058 0002 00	4	STD		1
Z 3001	2340 3	26-29 KW 35-40 PS	3011, 3013, 3016, 3017, 3045, 3511, 3513, 3516, 3545	01/60 -	95,00	130 058 0002 00	4	STD		1
Z 4001	3120 4	33 KW 45 PS	4011, 4016, 4511, 4611	01/60 -	95,00	130 058 0002 00	4	STD		1
Z 5501	3120 4	40-44 KW 55-60 PS	5311, 5511, 5516, 5545, 5547, 5645, 5647, 5711, 5718, 5745, 5748, 5845	01/60 -	95,00	130 058 0002 00	4	STD		1

<b>1</b>	<b>95,00 mm</b>						
		KH 66,00 MT 19,00 MØ 48,20 GL 114,00		L 77,00 Ø 35,00		3,00 910 CR 3,00 911 FE 3,00 930 FE 5,00 947 EX P 5,00 946 P	
		<b>130 058 0002 00</b>				120 058 0004 00	
<b>2</b>	<b>102,00 mm</b>						
		KH 66,50 MT 22,20 MØ 47,60 GL 116,50		L 85,00 Ø 35,00		3,00 910 CR P 3,00 911 FE 3,00 911 FE 5,00 947 EX CR	B 102,00 C 124,00 A 116,00 L 226,00 H 10,07 F 0,70 wet
		<b>130 058 0001 00</b>				120 058 0005 00	131 058 0001 00 132 058 0001 00