















Globally reliable

NEWSLETTER RS6/2
















	ccm										
Dieselmotor F1CE3481E (F30DTE)	2999	4	130 kW (177 PS)	JUMPER 3.0 HDi 180	07/11-	95,800	2,50 2,00 2,50	913 CKS 911 947 EX CR		120 121 0036 00 20 23	1 STD 0,40 0,60















DAIMLER-MERCEDES BENZ

Globally reliable

	ccm										
Dieselmotor OM 654.920	1950	4	110 kW - 225 kW (150 - 306 PS)	C-CLASS 300 d C-CLASS C 300 d 4-matic C-CLASS C 300 d C-CLASS C 220 d 4-matic C-CLASS C 220 d C-CLASS C 200 d	04/18	82,000	2,00 1,75 2,00	910 IF CDS 910 IF CR 947 EX CKS		120 010 0100 00	1 STD
Dieselmotor OM 654.920	1950	4	84 kW - 235 kW (114 - 320 PS)	E-KLASSE E 200 d, E 220 d, E 300 d A-CLASS A 180 d A-CLASS A 200 d A-CLASS A 200 d 4-matic A-CLASS A-KLASSE A 220 d A-CLASS A-KLASSE A 220 d 4-matic A-CLASS A 200 d, A 220 d B-CLASS B 180 d, B 200 d, B 220 d	01/16-						
Dieselmotor OM 654.920	1950	4	85 kW - 235 kW (116 - 320 PS)	GLA 180 d, 200 d, 220 d GLA 220 d, 180 d GLB 200 d GLB 200 d 4 GLB 220 d GLB 220 d 4-matic GLC 200 d GLC 200 d 4-matic GLC 220 d GLC 220 d 4-matic GLC 300 d 4-matic GLC 300 de 4-matic GLE 300 d 4-matic GLE 350 de 4-matic	10/18-						
Dieselmotor OM 654.920	1950	4	84 kW - 125 kW (114 - 170 PS)	SPRINTER 3,5-t 311 CDI RWD SPRINTER 3,5-t 315 CDI RWD SPRINTER 3,5-t 317 CDI RWD SPRINTER 3-t 211 CDI RWD SPRINTER 3-t 215 CDI RWD SPRINTER 3-t 217 CDI RWD SPRINTER 4-t 417 CDI RWD	06/20						
Dieselmotor OM 654.920	1950	4	100 kW - 176 kW (136 - 239 PS)	V-CLASS V 220 CDI / d V-CLASS V 250 CDI / d V-CLASS V 300 CDI / d V-CLASS V-KLASSE V 300 CDI / d VITO 114 CDI VITO 116 CDI VITO 119 CDI	03/19-						
Dieselmotor OM 656.929	2925	6	210 kW - 250 kW (286 - 340 PS)	CLS 350 d CLS 350 d 4-matic CLS 400 d 4-matic E-CLASS E 350 d E-CLASS E 400 d E-CLASS E 400 d 4-matic E-CLASS E-KLASSEE 400 d G-CLASS G 350 d 4-matic G-CLASS G 400 d 4-matic GLC 400 d 4-matic GLE 350 d 4-matic GLE 400 d 4-matic GLS 350 d 4-matic GLS 400 d 4-matic S-CLASS S 350 d S-CLASS S 350 d 4-matic S-CLASS S 400 d S-CLASS S 400 d 4-matic	04/18-						

	ccm											
Dieselmotor F1CE3481E	2999	4	130 kW (177 PS)	DUCATO (250) 3.0 D Multijet	06/11-	95,800	2,50	913 CKS		120 121 0036 00	1	STD
Dieselmotor F1CE3481M	2999	4	116 kW (158 PS)	DUCATO 160 Multijet 3,0 D	07/06-		2,00 2,50	911 947 EX CR		20 23		0,40 0,60
Dieselmotor F1CE3481N	2999	4	107 kW (146 PS)	DUCATO 150 Multijet 3,0 D	04/10-							



















	ccm										
Dieselmotor F1CE3481C	2998	4	125 kW (170 PS)	IVECO CITYCLASS ESCOLAR, EXECUTIVO, FRETAMENTO 3.0 D	01/15-	95,800	2,50 2,00 2,50	913 CKS 911 947 EX CR		120 121 0036 00 20 23	1 STD 0,40 0,60
Dieselmotor F1CE3481D	2998	4	150 kW (204 PS)	DAILY V: 35C21, 35S21, 40C21, 45C21, 50C21, 60C21, 70C21, 35C21 V, 35S21 V, 40C21 V, 45C21 V, 50C21 V	09/11-02/14						













	ccm										
Dieselmotor F1CE3481L	2998	4	103 kW (140 PS)	DAILY IV + V 40C14 V, 40C14 V/P 40C14, 40C14 /P 45C14, 45C14 /P 50C14 V, 50C14 V/P 50C14, 50C14 /P 60C14, 60C14 /P 65C14 V, 65C14 V/P 65C14, 65C14 /P 70C14 V, 70C14 V/P 70C14, 70C14 /P, 35C14 V, 35C14 V/P, 35S14 V, 35S14 V/P, 35C14, 35C14 /P, 35S14, 35S14 /P, 35S14 D, 35S14 D/P, 35 S 14	09/09-02/14	95,800	2,50 2,00 2,50	913 CKS 911 947 EX CR	 120 121 0036 00 20 23	1	STD 0,40 0,60



JOHN DEERE

Globally reliable

	ccm											
Dieselmotor 3164DL-03	2696	3	26 kW - 38 kW (35 - 51 PS)	JOHN DEERE 1050 C, 2020, 6600, 830, 890	01/67-	102,000	3,17 2,38 5,00	914 IF CDS P 911 IF U P 947 EX CR P		120 345 0004 00	1	STD
Dieselmotor 4219DL	3588	4	45 kW - 53 kW (61 - 72 PS)	JOHN DEERE 2030, 2120, 2520, 3300, 440, 410, 1830, 2030, 2035, 2440, 3030, 3130	01/68-							
Dieselmotor 4045D/T	4500	4	37 kW - 63 kW (50 - 84 PS)	JOHN DEERE 3310, 5410, 6100	01/92-	106,500	2,42 2,38 3,46	914 CDS P 911 IF U P 947 EX CR P		120 345 0006 00	1	STD
Dieselmotor 3239D	2938	3	41 kW (56 PS)	John Deere Engine 3239D	01/72-	106,500	3,15 2,38 3,46	914 CDS P 911 IF U P 947 EX CR P		120 345 0005 00	1	STD
Dieselmotor 4239D/T	3920	4	46 kW - 55 kW (63 - 75 PS)	JOHN DEERE 2130, 1640, 1840, 2040, 932, 940, 942	09/72							
Dieselmotor 6359D	5878	6	66 kW - 74 kW (90 - 101 PS)	JOHN DEERE 3040, 3140	01/75-							

	ccm											
Dieselmotor F1CE3481E (F30DTE)	2999	4	130 kW (177 PS)	BOXER 3.0 HDi 175	03/11-	95,800	2,50	913 CKS		120 121 0036 00	1	STD
Dieselmotor F1CE3481N (F30DTE)	2999	4	107 kW (146 PS)	BOXER 3.0 HDi 145	04/10-		2,00 2,50	911 947 EX CR		20 23	0,40 0,60	