





















Globally reliable


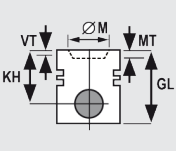



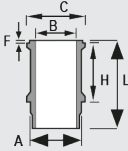
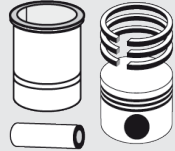








# NEWSLETTER P6













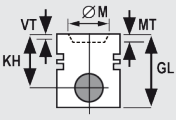



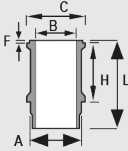


	ccm									Info	Pos.
N47 D20 D	1985	4	157 KW 214 PS	D3 (E90) 2.0 Bi-Turbo D3 Coupe (E92) 2.0 Bi-Turbo D3 Kombi (E91) 2.0 Bi-Turbo	07/08 - 05/13 07/08 - 05/13 07/08 - 05/13	84,00	130 007 0005 00 21	4 4	STD 0,50		1
N54 B30 A	2979	6	265 KW 360 PS	B3 (E90) Bi-Turbo B3 Cabriolet (E93) BiTurbo B3 Coupe (E92) Bi-Turbo B3 Touring (E91) Bi-Turbo	09/07 - 12/09 09/07 - 12/09 09/07 - 12/09 09/07 - 12/09	84,00	130 007 0003 00 21	1 1	STD 0,50		3
N54 B30 A	2979	6	265-300 KW 360-408 PS	B3 (E90) S Bi-Turbo B3 Coupe (E92) S Bi-Turbo/ GT3 B3 Touring (E91) S Bi-Turbo	04/10 - 05/13 04/10 - 05/13 04/10 - 05/13	84,00	130 007 0004 00 21	1 1	STD 0,50		2










<b>1</b>	<b>84,00 mm</b>						
		KH 47,00 MT 15,25 MØ 47,50 GL 73,00	KKK RTK TPL	L 64,00 Ø 32,00		1,75 910 CKS 1,75 931 P 2,00 947 EX NIT S	
		<b>130 007 0005 00</b> 21				120 007 0049 00	
<b>2</b>	<b>84,00 mm</b>						
		KH 31,70 VT1 3,60 VT2 3,61 MT 6,10 MØ 62,20 GL 50,70	TPL NHA	L 53,00 Ø 22,00		1,20 910 NIT S 1,50 931 P 2,00 777 NIT S	
		<b>130 007 0004 00</b> 21				120 007 0045 00	
<b>3</b>	<b>84,00 mm</b>						
		KH 31,70 VT1 3,60 VT2 3,61 MT 6,10 MØ 62,20 GL 50,70	TPL NHA	L 53,00 Ø 22,00		1,50 910 NIT S 1,50 931 P 2,50 777 NIT S	
		<b>130 007 0003 00</b> 21				120 007 0038 00	

									Info	Pos.
N14 B16 A	1598	4	120-141 KW 163-192 PS	MINI (R56) Cooper S MINI (R56) John Cooper Works MINI Cabriolet (R57) Cooper S MINI CLUBMAN (R55) Cooper S MINI CLUBMAN (R55) John Cooper Works MINI Coupe (R58) Cooper S	03/10 - 11/13 11/07 - 11/13 10/07 - 06/15 10/07 - 06/14 11/07 - 06/14 12/10 - 04/15	77,00	130 037 0046 00 21	4 4	STD 0,50	1
N14 B16 AB	1598	4	120-141 KW 163-192 PS	MINI (R56) Cooper S MINI Cabriolet (R57) Cooper S MINI CLUBMAN (R55) Cooper S MINI CLUBMAN (R55) John Cooper Works	03/10 - 11/13 10/07 - 06/15 10/07 - 06/14 11/07 - 06/14	77,00	130 037 0046 00 21	4 4	STD 0,50	1
N47 D20 C	1995	4	99-147 KW 90-200 PS	1 (E81) 116d, 118d, 120d 1 (E87) 116d, 118d, 120d 1 Cabriolet (E88) 118d, 120d 1 Coupe (E82) 118d, 120d 3 (E90) 316d, 318d, 320d 3 Cabriolet (E93) 320 d 3 Coupe (E92) 320d 3 Touring (E91) 316d, 318d, 320d 5 (E60) 520 d 5 (E61) 520 d X1 (E84) sDrive 16 d, sDrive 18 d, sDrive 20 d, xDrive 18 d, xDrive 20 d X3 (E83) xDrive 18 d, xDrive 20 d	09/06 - 12/11 03/07 - 12/11 03/08 - 12/13 09/07 - 10/13 12/04 - 12/11 01/08 - 03/10 09/06 - 06/13 02/07 - 06/12 09/05 - 12/09 04/05 - 05/10 03/09 - 06/15 09/08 - 08/10	84,00	130 007 0005 00 21	4 4	STD 0,50	2
N47 D20 D	1995	4	150 KW 204 PS	1 (E81) 123 d 1 (E87) 123 d 1 Cabriolet (E88) 123 d 1 Coupe (E82) 123 d X1 (E84) xDrive 23 d X1 (E84) xDrive 25 d	03/07 - 12/13 03/07 - 03/11 09/08 - 12/13 10/07 - 09/13 10/09 - 06/15 10/09 - 06/15	84,00	130 007 0005 00 21	4 4	STD 0,50	2
N54 B30 A	2979	6	220-300 KW 299-408 PS	1 Cabriolet (E88) 135 i 1 Coupe (E82) 135 i/ M 3 (E90) 335 i 3 Cabriolet (E93) 335 i 3 Coupe (E92) 335 i 3 Touring (E91) 335 i 7 (F01, F02, F03, F04) 740 i, Li X6 (E71, E72) xDrive 35 i Z4 Roadster (E89) sDrive 35 i/Is	12/09 - 10/13 12/09 - 10/13 12/09 - 12/11 12/09 - 10/13 12/09 - 12/13 12/09 - 06/12 12/09 - 12/15 12/09 - 07/14 12/09 - 08/16	84,00	130 007 0004 00 21	1 1	STD 0,50	3
N54 B30 A	2979	6	220-240 KW 299-326 PS	1 Cabriolet (E88) 135i 1 Coupe (E82) 135 3 (E90) 335 i 3 (E91) 335 i 3 (E92) 335 i 3 (E93) 335 i 5 (E60) 535 i 7 (F01, F02, F03, F04) 740 i, Li X6 (E71, E72) xDrive 35 i Z4 Roadster (E89) sDrive 35 i	03/08 - 12/09 10/07 - 12/09 03/06 - 09/12 09/06 - 12/09 06/06 - 12/09 05/06 - 12/09 04/06 - 12/09 09/08 - 12/09 01/08 - 12/09 02/09 - 12/09	84,00	130 007 0003 00 21	1 1	STD 0,50	4

							
<b>1</b>	<b>77,00 mm</b>						
		KH 28,50 VT1 2,00 MT 3,75 MØ 34,80 BÜ 1,70 GL 50,70	TPL NHA	L 48,00 Ø 20,00		1,20 910 IF PVD S 1,50 931 P 2,00 947 EX CR	
		130 037 0046 00 21				120 037 0070 00	
<b>2</b>	<b>84,00 mm</b>						
		KH 47,00 MT 15,25 MØ 47,50 GL 73,00	KKK RTK TPL	L 64,00 Ø 32,00		1,75 910 CKS 1,75 931 P 2,00 947 EX NIT S	
		130 007 0005 00 21				120 007 0049 00	
<b>3</b>	<b>84,00 mm</b>						
		KH 31,70 VT1 3,60 VT2 3,61 MT 6,10 MØ 62,20 GL 50,70	TPL NHA	L 53,00 Ø 22,00		1,20 910 NIT S 1,50 931 P 2,00 777 NIT S	
		130 007 0004 00 21				120 007 0045 00	
<b>4</b>	<b>84,00 mm</b>						
		KH 31,70 VT1 3,60 VT2 3,61 MT 6,10 MØ 62,20 GL 50,70	TPL NHA	L 53,00 Ø 22,00		1,50 910 NIT S 1,50 931 P 2,50 777 NIT S	
		130 007 0003 00 21				120 007 0038 00	










	ccm 								Info	Pos.
LVL	1598 4	100 KW 136 PS	TRAX   TRACKER 1.6 D	11/14 - 12/15	79,70	130 035 0022 00 21	4 4	STD 0,50		1

							
<b>1</b>	<b>79,70 mm</b>						
		KH 45,80 VT1 1,30 VT2 1,15 MT 13,50 MØ 45,00 GL 70,80	KKK RTK TPL	L 63,00 Ø 29,00			
		<b>130 035 0022 00</b> <b>21</b>					










	ccm 								Info	Pos.
5FR (EP6DT)	1598	4	115 KW 156 PS	DS3 (SA_) 1.6 THP 155	07/15 -	77,00	130 037 0046 00 21	4 4	STD 0,50	1
5FX (EP6DT)	1598	4	110 KW 150 PS	C4 Coupe (LA_) 1.6 THP 150 C4 GRAND PICASSO I (JA_) 1.6 16V C4 GRAND PICASSO II 1.6 THP 165 C4 I (LC_) 1.6 THP 150 C4 PICASSO II 1.6 THP 150 DS3 1.6 THP 150	07/08 - 07/11 10/08 - 08/13  07/14 -  07/08 - 07/11 09/14 - 01/10 - 07/15	77,00	130 037 0046 00 21	4 4 4	STD 0,50	1
4HA (DW12RUE)	2179	4	88 KW 120 PS	JUMPER II 2.2 BlueHDi 120	08/19 - 10/23	85,00	130 037 0047 00 23	4 4	STD 0,60	2
4HB (DW12RUD), BNF (DW12RUD)	2179	4	103 KW 140 PS	JUMPER II 2.2 BlueHDi 140	08/19 - 10/23	85,00	130 037 0047 00 23	4 4	STD 0,60	2
4HH (DW12RUC)	2179	4	121 KW 165 PS	JUMPER II 2.2 BlueHDi 165	08/19 - 10/23	85,00	130 037 0047 00 23	4 4	STD 0,60	2



<b>1</b>	<b>77,00 mm</b>						
		KH 28,50 VT1 2,00 MT 3,75 MØ 34,80 BÜ 1,70 GL 50,70	TPL NHA	L 48,00 Ø 20,00	 	1,20 910 IF PVD S 1,50 931 P 2,00 947 EX CR	
		<b>130 037 0046 00</b> 21				120 037 0070 00	
<b>2</b>	<b>85,00 mm</b>						
		KH 35,60 MT 13,40 MØ 52,80 GL 55,60	KKK TPL	L 50,00 Ø 30,00	 	2,00 913 CDS 2,00 911 IF U 2,00 947 EX CKS	
		<b>130 037 0047 00</b> 23		Coated		120 037 0077 00	

	ccm 								Info	Pos.
552 82 151	999	3	74-88 KW 100-120 PS	500X (334_) 1.0 TIPO (356_, 357_) 1.0	06/18 - 11/20 -	70,00	130 020 0014 00 20	1 1	STD 0,40	1
552 82 328	1332	4	110 KW 150 PS	500X (334_) 1.3	09/18 -	70,00	130 020 0014 00 20	1 1	STD 0,40	1
DW12RUD	2179	4	103 KW 140 PS	DUCATO (250_) 140 Multijet 2,2 D	04/23 - 10/23	85,00	130 037 0047 00 23	4 4	STD 0,60	2

<b>1</b>	<b>70,00 mm</b>							
		KH 28,00 VT1 2,00 MT 3,40 MØ 45,00 GL 45,50	KKK TPL	L 46,00 Ø 18,00		1,20 910 NIT+DLC 1,20 931 P 2,00 777 NIT+DLC		
		<b>130 020 0014 00</b> <b>20</b>				120 020 0061 00		
<b>2</b>	<b>85,00 mm</b>							
		KH 35,60 MT 13,40 MØ 52,80 GL 55,60	KKK TPL	L 50,00 Ø 30,00		2,00 913 CDS 2,00 911 IF U 2,00 947 EX CKS		
		<b>130 037 0047 00</b> <b>23</b>		Coated		120 037 0077 00		










									Info	Pos.
BCCC	1995	4	140 KW 190 PS	EDGE 2.0 EcoBlue AWD GALAXY III 2.0 EcoBlue S-MAX 2.0 EcoBlue	08/18 - 07/18 - 07/18 -	84,00	130 021 0018 00 21	4 4	STD 0,50	1
BCCD	1995	4	88 KW 120 PS	MONDEO V 2.0 EcoBlue	01/19 -	84,00	130 021 0018 00 21	4 4	STD 0,50	1
BCFA	1995	4	136 KW 185 PS	TOURNEO CUSTOM 2.0 EcoBlue TRANSIT CUSTOM 2.0 EcoBlue	05/19 -  05/19 -	84,00	130 021 0018 00 21	4 4	STD 0,50	1
BCFB	1995	4	136 KW 185 PS	TOURNEO CUSTOM 2.0 EcoBlue TRANSIT CUSTOM 2.0 EcoBlue TRANSIT V363 (FCD, FDD, FED, FFD) 2.0 EcoBlue	05/19 -  05/19 -  05/19 -	84,00	130 021 0018 00 21	4 4	STD 0,50	1
BCFC	1995	4	136 KW 185 PS	TOURNEO CUSTOM V362 2.0 EcoBlue mHEV TRANSIT CUSTOM V362 2.0 EcoBlue mHEV	05/19 -  05/19 -	84,00	130 021 0018 00 21	4 4	STD 0,50	1
BCRA, BCRB	1995	4	136 KW 185 PS	TRANSIT V363 2.0 EcoBlue RWD	05/19 -	84,00	130 021 0018 00 21	4 4	STD 0,50	1
BJRA	1995	4	77 KW 105 PS	TRANSIT V363 2.0 EcoBlue RWD	03/16 - 04/19	84,00	130 021 0018 00 21	4 4	STD 0,50	1
BLFD	1995	4	125 KW 170 PS	TRANSIT CUSTOM V362 2.0 EcoBlue mHEV TRANSIT V363 2.0 EcoBlue mHEV	05/19 -  05/19 -	84,00	130 021 0018 00 21	4 4	STD 0,50	1
P0FB	1995	4	110 KW 150 PS	TOURNEO CUSTOM V362 Bus 2.0 EcoBlue mHEV TRANSIT CUSTOM V362 Bus 2.0 EcoBlue mHEV TRANSIT V363 Bus 2.0 EcoBlue mHEV	01/22 - 12/23  01/22 - 12/23  10/21 -	84,00	130 021 0018 00 21	4 4	STD 0,50	1
YLCB	1995	4	176 KW 240 PS	EDGE 2.0 EcoBlue AWD GALAXY III (CK) 2.0 EcoBlue Bi-Turbo S-MAX (CJ, WA6) 2.0 EcoBlue Bi-Turbo	08/18 - 07/18 -  07/18 -	84,00	130 021 0018 00 21	4 4	STD 0,50	1
YLCC	1995	4	110 KW 150 PS	MONDEO V 2.0 EcoBlue	01/19 -	84,00	130 021 0018 00 21	4 4	STD 0,50	1
YLDA	1995	4	110 KW 150 PS	FOCUS IV 2.0 EcoBlue	01/18 -	84,00	130 021 0018 00 21	4 4	STD 0,50	1
YLR6	1995	4	77 KW 105 PS	TRANSIT V363 2.0 EcoBlue RWD	03/16 - 04/19	84,00	130 021 0018 00 21	4 4	STD 0,50	1
YLRA	1995	4	77 KW 105 PS	TRANSIT V363 2.0 EcoBlue RWD	05/19 -	84,00	130 021 0018 00 21	4 4	STD 0,50	1
YMCB	1995	4	110 KW 150 PS	EDGE 2.0 EcoBlue GALAXY III 2.0 EcoBlue S-MAX 2.0 EcoBlue	08/18 - 07/18 - 07/18 -	84,00	130 021 0018 00 21	4 4	STD 0,50	1
YMCC	1995	4	140 KW 190 PS	MONDEO V 2.0 EcoBlue	01/19 -	84,00	130 021 0018 00 21	4 4	STD 0,50	1
YMR6	1995	4	96 KW 130 PS	TRANSIT V363 2.0 EcoBlue 4x4 TRANSIT V363 2.0 EcoBlue RWD	01/14 -  03/16 - 04/19	84,00	130 021 0018 00 21	4 4	STD 0,50	1
YNCA	1995	4	88 KW 120 PS	GALAXY III 2.0 EcoBlue S-MAX 2.0 EcoBlue	07/18 - 07/18 -	84,00	130 021 0018 00 21	4 4	STD 0,50	1



FORD

Globally reliable


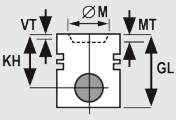



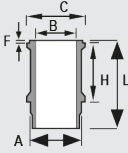



<b>1</b>	<b>84,00 mm</b>						
	KH 35,90 VT1 0,73 VT2 0,77 MT 14,60 MØ 50,00 GL 55,00	KKK TPL	L 52,50 Ø 30,00		2,00 910 IF CDS 2,00 911 IF U CR 2,00 947 EX CDS		
	<b>130 021 0018 00</b> <b>21</b>		Coated		120 021 0084 00		










	ccm 								Info	Pos.
G4FA	1396	4	64-80 KW 87-109 PS	ACCENT IV 1.4 AVANTE 1.4/ 1.4 LPG ELANTRA 1.4/ 1.4 LPG i20 I (PB, PBT) 1.4/ 1.4 LPG i30 (FD) 1.4/ 1.4 LPG i30 (GD) 1.4/ 1.4 LPG i30 Coupe 1.4 ix20 1.4	11/10 - 10/07 - 06/12 12/11 - 12/15 09/08 - 12/12 10/07 - 06/12 12/11 - 12/15 05/13 - 11/10 -	77,00	130 087 0046 00 21	4 4	STD 0,50	1
G4FA	1396	4	66-80 KW 90-109 PS	ACCENT IV 1.4 AVANTE 1.4/ 1.4 LPG ELANTRA 1.4/ 1.4 LPG i20 I (PB, PBT) 1.4/ 1.4 LPG i30 (FD) 1.4/ 1.4 LPG i30 (GD) 1.4/ 1.4 LPG i30 Coupe 1.4 ix20 1.4	11/10 - 10/07 - 06/12 12/11 - 12/15 09/08 - 12/12 10/07 - 06/12 12/11 - 12/15 05/13 - 11/10 -	77,00	130 087 0046 00 21	4 4	STD 0,50	1




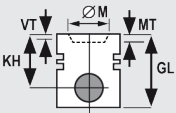



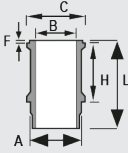
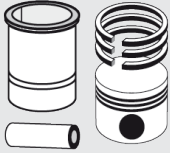


HYUNDAI










Globally reliable


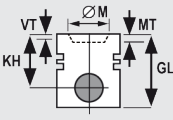



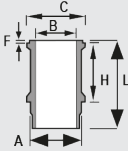





							
<b>1</b>	<b>77,00 mm</b>						
		KH 26,90 VT1 4,50 BÜ 1,40 GL 45,30	TPL	L 52,00 Ø 0,00	 1,20 910 CR S IF 1,20 931 FE 2,00 777 CR S		
		<b>130 087 0046 00</b> 21				121 087 0045 00	










	ccm 								Info	Pos.
DC 12.13	11705	6	279 KW 379 PS	CENTURY 380	03/06 - 12/09	127,00	130 139 0004 00	1	STD	1
DT 12.03	11705	6	345 KW 470 PS	CENTURY 470 PB 470	09/06 - 03/06 - 12/09	127,00	130 139 0004 00	1	STD	1
DT 12.17	11705	6	353 KW 480 PS	CENTURY 480 PB 480	03/06 - 12/09 07/08 -	127,00	130 139 0004 00	1	STD	1


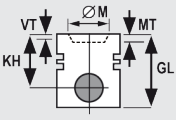



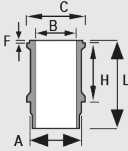














							
<b>1</b>	<b>127,00 mm</b>						
		KH 85,21 MT 22,43 MØ 77,50 BÜ 77,50 GL 125,21	KKK TPL	L 106,00 Ø 54,00	 3,50 914 IW CKS 2,38 911 IW P 3,50 947 EX CR		
		<b>130 139 0004 00</b>			120 139 0016 00		

	ccm 								Info	Pos.
552 82 151	999	3	84-88 KW 114-120 PS	RENEGADE (BU, B1, BV) 1.0 T-GDi	08/21 -	70,00	130 020 0014 00 20	1 1	STD 0,40	1
552 82 328	1332	4	96-132 KW 131-180 PS	COMMANDER (671_) 1.3 T-GDi COMPASS (MP, M6, MV, M7) 1.3 T-GDi RENEGADE (BU, B1, BV) 1.3 T-GDi	10/21 - 08/20 - 08/18 -	70,00	130 020 0014 00 20	1 1	STD 0,40	1










							
<b>1</b>	<b>70,00 mm</b>						
		KH 28,00 VT1 2,00 MT 3,40 MØ 45,00 GL 45,50	KKK TPL	L 46,00 Ø 18,00	  	1,20 910 NIT+DLC 1,20 931 P 2,00 777 NIT+DLC	
		<b>130 020 0014 00 20</b>				120 020 0061 00	

	ccm 								Info	Pos.
G4FA	1396	4	64-80 KW 87-109 PS	CEE'D (ED) 1.4 CEE'D (ED) 1.4 CVVT CEE'D (ED) 1.4 LPG CEE'D (JD) 1.4 CVVT CEE'D (JD) 1.4 LPG PRO CEE'D (ED) 1.4 PRO CEE'D (ED) 1.4 CVVT PRO CEE'D (JD) 1.4 CVVT RIO III 1.4 CVVT VENGA (YN) 1.4 CVVT VENGA (YN) 1.4 LPG	12/06 - 12/12 07/09 - 12/12 01/09 - 04/12 05/12 - 07/18 05/12 - 07/18 02/08 - 09/12 06/10 - 09/12 05/12 - 07/18 09/11 - 02/10 - 03/19 02/10 - 03/19	77,00	130 087 0046 00 21	4 4	STD 0,50	1

							
<p><b>1</b></p>	<p><b>77,00 mm</b></p>						
		<p>KH 26,90 VT1 4,50 BÜ 1,40 GL 45,30</p>	<p>TPL</p>	<p>L 52,00 Ø 0,00</p>	 <p>1,20 910 CR S IF 1,20 931 FE 2,00 777 CR S</p>		
		<p><b>130 087 0046 00</b> 21</p>				<p>121 087 0045 00</p>	










	ccm 								Info	Pos.
A 16 DTH	1598	4	100 KW 136 PS	MOKKA / MOKKA X (J13) 1.6 CDTi	01-15 -	79,70	130 035 0022 00 21	4 4	STD 0,50	1
B 16 DTC	1598	4	70 KW 95 PS	MERIVA B (S10) 1.6 CDTi	01/14 - 01/17	79,70	130 035 0023 00	4	STD	2
B 16 DTC	1598	4	70 KW 95 PS	MERIVA B (S10) 1.6 CDTi	01/14 - 01/17	79,70	130 035 0023 00	4	STD	2
B 16 DTE	1598	4	81 KW 110 PS	ASTRA K (B16) 1.6 CDTi INSIGNIA B Grand Sport/ Sports Tourer 1.6 CDTi MERIVA B (S10) 1.6 CDTi	01/15 - 12/22 03/17 -	79,70	130 035 0023 00	4	STD	2
B 16 DTE	1598	4	70 KW 95 PS	ASTRA K (B16) 1.6 CDTi	01/15 - 12/22	79,70	130 035 0023 00	4	STD	2
B 16 DTH	1598	4	100 KW 136 PS	ASTRA J 1.6 CDTi INSIGNIA A (G09) 1.6 CDTi MERIVA B (S10) 1.6 CDTi MOKKA / MOKKA X (J13) 1.6 CDTi ZAFIRA C (P12) 1.6 CDTi	02/14 - 03/17 07/15 - 03/17 01/14 - 01/17 01-15 - 02/13 -	79,70	130 035 0022 00 21	4 4	STD 0,50	1
B 16 DTJ	1598	4	81 - 100 KW 110 - 136 PS	ASTRA K (B16) 1.6 CDTi MOKKA / MOKKA X 1.6 CDTi	01/15 - 12/22 01/15 -	79,70	130 035 0022 00 21	4 4	STD 0,50	1
B 16 DTL	1598	4	81 KW 110 PS	ASTRA J 1.6 CDTi MERIVA B (S10) 1.6 CDTi	02/14 - 03/17 01/14 - 01/17	79,70	130 035 0023 00	4	STD	2
B 16 DTN	1598	4	81 KW 110 PS	ASTRA K 1.6 CDTi INSIGNIA B Grand Sport/ Sports Tourer 1.6 CDTi MOKKA / MOKKA X 1.6 CDTi	11/15 - 12/22 03/17 - 01/15 -	79,70	130 035 0023 00	4	STD	2
B 16 DTR	1598	4	118 KW 160 PS	ASTRA K 1.6 CDTi	11/15 - 12/22	79,70	130 035 0022 00 21	4	STD 0,50	1
B 16 DTU	1598	4	81 KW 110 PS	ASTRA K 1.6 CDTi MOKKA / MOKKA X 1.6 CDTi	11/15 - 12/22 01/15 -	79,70	130 035 0022 00 21	4 4	STD 0,50	1
D 16 DTH	1598	4	100 KW 136 PS	ASTRA K (B16) 1.6 CDTi INSIGNIA B Grand Sport/ Sports Tourer 1.6 CDTi MOKKA / MOKKA X 1.6 CDTi ZAFIRA C (P12) 1.6 CDTi	01/15 - 12/22 03/17 - 01/15 - 02/13 -	79,70	130 035 0022 00 21	4 4	STD 0,50	1
D 16 DTJ	1598	4	88 KW 120 PS	ZAFIRA C (P12) 1.6 CDTi	02/13 -	79,70	130 035 0022 00 21	4 4	STD 0,50	1
D 16 DTN	1598	4	81 KW 110 PS	ASTRA K 1.6 CDTi MOKKA / MOKKA X 1.4 INSIGNIA B Grand Sport/ Sports Tourer 1.6 CDTi	11/15 - 12/22 06/18 - 03/17 -	79,70	130 035 0022 00 21	4 4	STD 0,50	1
D 16 DTR	1598	4	110 KW 150 PS	ASTRA K 1.6 CDTi	11/15 - 12/22	79,70	130 035 0022 00 21	4	STD 0,50	1
4HB (DW12RUD)	2179	4	103 KW 140 PS	MOVANO C (U9) 2.2 D	12/21 - 10/23	85,00	130 037 0047 00 23	4 4	STD 0,60	3
4HB (DW12RUD)	2179	4	103 KW 140 PS	BOXER 2.2 BlueHDi 140	07/19 - 10/23	85,00	130 037 0047 00 23	4 4	STD 0,60	3
4HH (DW12RUC)	2179	4	121 KW 165 PS	MOVANO C (U9) 2.2 D	12/21 - 10/23	85,00	130 037 0047 00 23	4	STD 0,60	3
4HK (DW12RUE)	2179	4	88 KW 120 PS	MOVANO C (U9) 2.2 D	12/21 - 10/23	85,00	130 037 0047 00 23	4 4	STD 0,60	3

<b>1</b>	<b>79,70 mm</b>						
		KH 45,80 VT1 1,30 VT2 1,15 MT 13,50 MØ 45,00 GL 70,80	KKK RTK TPL	L 63,00 Ø 29,00			
		<b>130 035 0022 00</b> 21					
<b>2</b>	<b>79,70 mm</b>						
		KH 40,80 VT1 1,40 VT2 1,10 MT 13,50 MØ 45,00 GL 65,90	KKK RTK TPL	L 58,00 Ø 25,00			
		<b>130 035 0023 00</b>					
<b>3</b>	<b>85,00 mm</b>						
		KH 35,60 MT 13,40 MØ 52,80 GL 55,60	KKK TPL	L 50,00 Ø 30,00		2,00 913 CDS 2,00 911 IF U 2,00 947 EX CKS	
		<b>130 037 0047 00</b> 23		Coated		120 037 0077 00	

	ccm 								Info	Pos.
5FR (EP6DT)	1698	4	115 KW 156 PS 207 1.6 16V Turbo 207 CC 1.6 16V Turbo	10/09 - 12/12 10/09 - 12/13	77,00	130 037 0046 00 21	4 4	STD 0,50		1
5FX (EP6DT)	1598	4	110 KW 150 PS 207 1.6 16V Turbo 207 CC 1.6 16V Turbo 3008 1.6 THP 308 CC 1.6 16V 308 I 1.6 16V 5008 1.6 THP 150	02/06 - 10/13 02/07 - 12/12 06/09 - 08/16 06/09 - 12/14 09/07 - 10/14 02/12 - 03/17	77,00	130 037 0046 00 21	4 4	STD 0,50		1
5FY (EP6DTS)	1598	4	128 KW 174 PS 207 1.6 16V RC 308 I 1.6 16V	02/07 - 12/12 03/08 - 10/14	77,00	130 037 0046 00 21	4 4	STD 0,50		1
4HH (DW12RUC)	2179	4	121 KW 165 PS BOXER 2.2 BlueHDi 165	07/19 - 10/23	85,00	130 037 0047 00 23	4 4	STD 0,60		2



<b>1</b>	<b>77,00 mm</b>						
		KH 28,50 VT1 2,00 MT 3,75 MØ 34,80 BÜ 1,70 GL 50,70	TPL NHA	L 48,00 Ø 20,00		1,20 910 IF PVD S 1,50 931 P 2,00 947 EX CR	
		<b>130 037 0046 00</b> 21				120 037 0070 00	
<b>2</b>	<b>85,00 mm</b>						
		KH 35,60 MT 13,40 MØ 52,80 GL 55,60	KKK TPL	L 50,00 Ø 30,00		2,00 913 CDS 2,00 911 IF U 2,00 947 EX CKS	
		<b>130 037 0047 00</b> 23		Coated		120 037 0077 00	


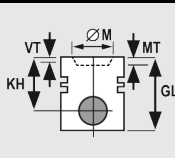

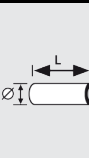

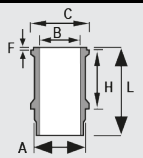
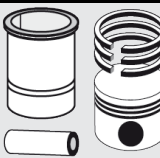
















									Info	Pos.
DC 12.10	11705	6	250 KW 340 PS	K - series K 340/ K 340 UB P,G,R,T - series G340 P,G,R,T - series P340 P,G,R,T - series R340 P,G,R,T - series T340	03/10 - 04/04 - 05/19 04/04 - 05/19 04/04 - 05/19 09/05 - 05/19	127,00	130 139 0004 00	1	STD	1
DC 12.13	11705	6	280 KW 380 PS	K - series K 380/ K 380 EB/ K 380 UB P,G,R,T - series G 380 P,G,R,T - series P 380 P,G,R,T - series R 380 P,G,R,T - series T 380	02/08 -  04/04 - 05/19 04/04 - 05/19 04/04 - 05/19 06/04 - 05/19	127,00	130 139 0004 00	1	STD	1
DT 12.03	11705	6	345 KW 470 PS	K - series K 470 OMNIEXPRESS 470 P,G,R,T - series G 470 P,G,R,T - series P 470 P,G,R,T - series R 470 P,G,R,T - series T 470	03/06 - 11/07 - 03/04 - 05/19 03/04 - 05/19 03/04 - 05/19 06/04 - 05/19	127,00	130 139 0004 00	1	STD	1
DT 12.11	11705	6	309 KW 420 PS	P,G,R,T - series G 420 P,G,R,T - series P 420 P,G,R,T - series R 420 P,G,R,T - series T 420	06/04 - 05/19 03/04 - 05/19 03/04 - 05/19 06/04 - 05/19	127,00	130 139 0004 00	1	STD	1
DT 12.12	11705	6	309 KW 420 PS	K - series K 420/ K 420 EB/ K 420 IB OMNIEXPRESS 420 P,G,R,T - series G 420 P,G,R,T - series P 420 P,G,R,T - series R 420 P,G,R,T - series T 420	02/06 - 08/13  11/07 - 06/04 - 05/19 03/04 - 05/19 03/04 - 05/19 06/04 - 05/19	127,00	130 139 0004 00	1	STD	1
DT 12.17	11705	6	353 KW 480 PS	P,G,R,T - series G 480 P,G,R,T - series P 420 P,G,R,T - series R 420	03/08 - 05/19 03/04 - 05/19 03/04 - 05/19	127,00	130 139 0004 00	1	STD	1
DC 13.10	12742	6	324 KW 440 PS	P,G,R,T - series G 440 P,G,R,T - series R 440	03/08 - 05/19 03/08 - 05/19	130,00	130 139 0002 00	1	STD	2
DC 13.101	12742	6	353 KW 480 PS	P,G,R,T - series R 480	09/07 - 05/19	130,00	130 139 0002 00	1	STD	2
DC 13.102	12742	6	324 KW 440 PS	K - series K 440 IB OMNIEXPRESS 440 P,G,R,T - series P 440	01/06 - 11/07 - 01/11 - 05/19	130,00	130 139 0002 00	1	STD	2
DC 13.103	12742	6	294 KW 400 PS	OMNIEXPRESS 400 P,G,R,T - series G 400 P,G,R,T - series P 400	11/07 - 08/10 - 05/19 09/07 - 05/19	130,00	130 139 0002 00 130 139 0003 00	1 1	STD STD	3 For OE no. 2205022/2558603  For OE no. 2237184/2247271
DC 13.104	12742	6	265 KW 360 PS	K - series K 360 IB / UB OMNIEXPRESS 360 P,G,R,T - series P 360	03/06 - 11/07 - 09/07 - 05/19	130,00	130 139 0002 00 130 139 0003 00	1 1	STD STD	3 For OE no. 2205022/2558603  For OE no. 2237184/2247271
DC 13.106	12742	6	338 KW 460 PS	OMNIEXPRESS 460 P,G,R,T - series G 460 P,G,R,T - series R 460	11/07 - 11/12 - 05/19 01/11 - 05/19	130,00	130 139 0002 00	1	STD	2
DC 13.107	12742	6	302 KW 410 PS	K - series K 410 EB / IB OMNIEXPRESS 410 P,G,R,T - series P 410	01/06 - 11/07 - 01/11 - 05/19	130,00	130 139 0002 00 130 139 0003 00	1 1	STD STD	3 For OE no. 2205022/2558603  For OE no. 2237184/2247271
DC 13.108	12742	6	265 KW 360 PS	K - series K 360 EB K - series K 360 IB / UB METROLINK 13.7 OMNIEXPRESS 360 P,G,R,T - series P 360	03/06 - 03/06 - 03/13 - 11/07 - 09/07 - 05/19	130,00	130 139 0002 00	1	STD	2
DC 13.111	12742	6	353 KW 480 PS	P,G,R,T - series G 480 P,G,R,T - series P 480 P,G,R,T - series R 480	03/08 - 05/19 04/10 - 05/19 09/07 - 05/19	130,00	130 139 0002 00	1	STD	2
DC 13.112	12742	6	324 KW 440 PS	K - series K 440 IB OMNIEXPRESS 440 P,G,R,T - series G 440 P,G,R,T - series P 440 P,G,R,T - series R 440	01/06 - 11/07 - 03/08 - 05/19 01/11 - 05/19 03/08 - 05/19	130,00	130 139 0002 00	1	STD	2
DC 13.113	12742	6	294 KW 400 PS	K - series K 400 IB OMNIEXPRESS 400 P,G,R,T - series G 400 P,G,R,T - series P 400 P,G,R,T - series R 400	01/06 - 11/07 - 08/10 - 05/19 09/07 - 05/19 09/07 - 05/19	130,00	130 139 0002 00 130 139 0003 00	1 1	STD STD	3 For OE no. 2205022/2558603  For OE no. 2237184/2247271
DC 13.114	12742	6	265 KW 360 PS	F - series 360 K - series K 360 EB K - series K 360 IB / UB OMNIEXPRESS 360 P,G,R,T - series G 360 P,G,R,T - series P 360 P,G,R,T - series R 360	09/15 - 03/06 - 03/06 - 11/07 - 04/10 - 05/19 09/07 - 05/19 04/10 - 05/19	130,00	130 139 0002 00 130 139 0003 00	1 1	STD STD	3 For OE no. 2205022/2558603  For OE no. 2237184/2247271
DC 13.115	12742	6	302 KW 410 PS	INTERLINK HD 410, LD 410, MD 410 OMNIEXPRESS 410 P,G,R,T - series G 410 P,G,R,T - series P 410 P,G,R,T - series R 410 TOURING HD 121	10/15 -  11/07 - 09/12 - 05/19 01/11 - 05/19 09/12 - 05/19 11/14 -	130,00	130 139 0002 00 130 139 0003 00	1 1	STD STD	3 For OE no. 2205022/2558603  For OE no. 2237184/2247271













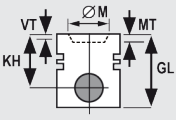



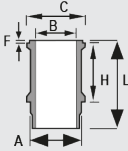



# SCANIA

Globally reliable

	ccm									Info	Pos.
DC 13.116	12742	6	272 KW 370 PS	P,G,R,T - series G 370 P,G,R,T - series P 370 P,G,R,T - series R 370	09/12 - 05/19 09/13 - 05/19 09/12 - 05/19	130,00	130 139 0002 00	1	STD		2
DC 13.120	12742	6	294 KW 400 PS	P,G,R,T - series G 400 P,G,R,T - series P 400 P,G,R,T - series R 400	08/10 - 05/19 09/07 - 05/19 09/07 - 05/19	130,00	130 139 0002 00 130 139 0003 00	1 1	STD STD	For OE no. 2205022/2558603  For OE no. 2237184/2247271	3
DC 13.121	12742	6	324 KW 440 PS	OMNIEXPRESS 400 P,G,R,T - series G 440 P,G,R,T - series R 440	11/07 - 03/08 - 05/19 03/08 - 05/19	130,00	130 139 0002 00	1	STD		2
DC 13.124	12742	6	331 KW 450 PS	INTERLINK HD 450, LD 450, MD 450 K - series K 450 EB OMNIEXPRESS 450 P,G,R,T - series G 450 P,G,R,T - series P 450 P,G,R,T - series R 450 TOURING HD 121	10/15 -  09/12 - 09/12 - 09/12 - 05/19 09/12 - 05/19 09/12 - 05/19 11/14 -	130,00	130 139 0002 00	1	STD		2
DC 13.125	12742	6	360 KW 490 PS	INTERLINK HD 490, LD 490, MD 490 OMNIEXPRESS 490 P,G,R,T - series G 490 P,G,R,T - series R 490 TOURING HD 121	10/15 -  09/12 - 09/12 - 05/19 09/12 - 05/19 11/14 -	130,00	130 139 0002 00	1	STD		2
DC 16.101	16353	8	382 KW 520 PS	P,G,R,T - series R520 R 520 (R II) S 520 (S I)	07/13 - 05/19 09/16 - 09/16 -	130,00	130 139 0002 00	1	STD		2
DC 16.102	16353	8	427 KW 580 PS	P,G,R,T - series R 580 R 580 (R II) S 580 (S I)	09/13 - 05/19 09/16 - 09/16 -	130,00	130 139 0002 00	1	STD		2
DC 16.103	16353	8	537 KW 730 PS	P,G,R,T - series R 730	04/10 - 05/19	130,00	130 139 0002 00	1	STD		2

							
<b>1</b>	<b>127,00 mm</b>						
		KH 85,21 MT 22,43 MØ 77,50 BÜ 77,50 GL 125,21	KKK TPL	L 106,00 Ø 54,00	  	3,50 914 IW CKS 2,38 911 IW P 3,50 947 EX CR	
		<b>130 139 0004 00</b>				120 139 0016 00	
<b>2</b>	<b>130,00 mm</b>						
		KH 82,20 MT 23,10 MØ 77,60 GL 121,20	KKK TPL	L 84,00 Ø 58,00	  	3,50 914 IF CKS S 3,00 911 IW U CR 4,00 947 EX CKS S	
		<b>130 139 0002 00</b>				120 139 0019 00	
<b>3</b>	<b>130,00 mm</b>						
		KH 82,20 MT 23,10 MØ 77,60 GL 121,20	KKK TPL	L 84,00 Ø 58,00	  	3,50 914 IF CKS S 3,00 911 IW U CR 4,00 947 EX CKS S	
		<b>130 139 0002 00</b>	For OE no. 2205022/255860			120 139 0019 00	
		KH 82,05 MT 23,10 MØ 96,00 GL 128,00	KKK RTK TPL KBB	L 104,00 Ø 58,00	  	3,50 914 IF CKS S 3,00 911 IFU NIT P 4,00 947 EX NIT S	
		<b>130 139 0003 00</b>	For OE no. 2237184/224721			120 139 0020 00	

	ccm 								Info	Pos.
DC 13.124	12742 6	331 KW 450 PS	TX16 ACRON	01/15 -	130,00	130 139 0002 00	1	STD		1


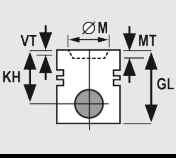

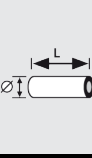


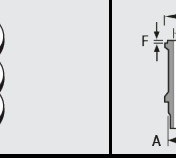
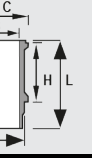




							
<p><b>1</b></p>	<p><b>130,00 mm</b></p>						
		<p>KH 82,20 MT 23,10 MØ 77,60 GL 121,20</p>	<p>KKK TPL</p>	<p>L 84,00 Ø 58,00</p>		<p>3,50 914 IF CKS S 3,00 911 IW U CR 4,00 947 EX CKS S</p>	
		<p><b>130 139 0002 00</b></p>				<p>120 139 0019 00</p>	



VAUXHALL

Globally reliable

	ccm									Info	Pos.
A 16 DTH	1598	4	100 KW 136 PS	MOKKA / MOKKA X (J13) 1.6 CDTi	01/15 -	79,70	130 035 0022 00 21	4 4	STD 0,50		1
B 16 DTC	1598	4	70 KW 95 PS	MERIVA Mk II 1.6 CDTi	01/15 -	79,70	130 035 0023 00	4	STD		2
B 16 DTE	1598	4	70 KW 95 PS	ASTRA Mk VII (K) 1.6 CDTi	07/15 -	79,70	130 035 0023 00	4	STD		2
B 16 DTE	1598	4	81 KW 110 PS	INSIGNIA Mk II 1.6 CDTi ASTRA Mk VII (K) 1.6 CDTi MERIVA Mk II 1.6 CDTi	03/17 - 07/15 - 01/15 -	79,70	130 035 0023 00	4	STD		2
B 16 DTH	1598	4	100 KW 136 PS	ASTRA Mk VI (J) (P10) 1.6 CDTi INSIGNIA Mk I (A) 1.6 CDTi MERIVA Mk II 1.6 CDTi MOKKA / MOKKA X (J13) 1.6 CDTi ZAFIRA Mk III (P12) 1.6 CDTi	11/13 - 10/18  07/15 - 05/17 01/15 - 01/15 -  03/12 - 08/18	79,70	130 035 0022 00 21	4 4	STD 0,50		1
B 16 DTJ	1598	4	81 - 100 KW 110 - 136 PS	ASTRA Mk VII (K) 1.6 CDTi MERIVA Mk II 1.6 CDTi	07/15 - 01/15 -	79,70	130 035 0022 00 21	4 4	STD 0,50		1
B 16 DTL	1598	4	81 KW 110 PS	ASTRA Mk VI (J) (P10) 1.6 CDTi MERIVA Mk II 1.6 CDTi	11/13 - 10/18  01/15 -	79,70	130 035 0023 00	4	STD		2
B 16 DTN	1598	4	81 KW 110 PS	ASTRA Mk VII (K) 1.6 CDTi INSIGNIA Mk II 1.6 CDTi MOKKA / MOKKA X (J13) 1.6 CDTi	07/15 - 03/17 - 01/15 -	79,70	130 035 0023 00	4	STD		2
B 16 DTR	1598	4	118 KW 160 PS	ASTRA Mk VII (K) 1.6 CDTi	07/15 -	79,70	130 035 0022 00 21	4 4	STD 0,50		1
B 16 DTU	1598	4	81 KW 110 PS	ASTRA Mk VII (K) 1.6 CDTi MERIVA Mk II 1.6 CDTi	07/15 - 01/15 -	79,70	130 035 0022 00 21	4 4	STD 0,50		1
D 16 DTE	1598	4	81 KW 110 PS	INSIGNIA Mk II 1.6 CDTi	03/17 -	79,70	130 035 0023 00	4	STD		2
D 16 DTH	1598	4	100 KW 136 PS	ASTRA Mk VII (K) 1.6 CDTi INSIGNIA Mk II 1.6 CDTi MOKKA / MOKKA X (J13) 1.6 CDTi	07/15 - 03/17 - 01/15 -	79,70	130 035 0022 00 21	4 4	STD 0,50		1
D 16 DTN	1598	4	81 KW 110 PS	ASTRA Mk VII (K) 1.6 CDTi INSIGNIA Mk II 1.6 CDTi	07/15 - 03/17 -	79,70	130 035 0022 00 21	4 4	STD 0,50		1
D 16 DTR	1598	4	110 KW 150 PS	ASTRA Mk VII (K) 1.6 CDTi	07/15 -	79,70	130 035 0022 00 21	4 4	STD 0,50		1
4HA (DW12RUE)	2179	4	88 KW 120 PS	MOVANO Mk III (C) (U9) 2.2 D	12/21 - 10/23	85,00	130 037 0047 00 23	4 4	STD 0,60		3
4HB (DW12RUD)	2179	4	103 KW 140 PS	MOVANO Mk III (C) (U9) 2.2 D	12/21 - 10/23	85,00	130 037 0047 00 23	4 4	STD 0,60		3
4HH (DW12RUC)	2179	4	121 KW 165 PS	MOVANO Mk III (C) (U9) 2.2 D	12/21 - 10/23	85,00	130 037 0047 00 23	4 4	STD 0,60		3

									
<b>1</b>	<b>79,70 mm</b>								
		KH 45,80 VT1 1,30 VT2 1,15 MT 13,50 MØ 45,00 GL 70,80	KKK RTK TPL	L 63,00 Ø 29,00					
		<b>130 035 0022 00</b> 21							
<b>2</b>	<b>79,70 mm</b>								
		KH 40,80 VT1 1,40 VT2 1,10 MT 13,50 MØ 45,00 GL 65,90	KKK RTK TPL	L 58,00 Ø 25,00					
		<b>130 035 0023 00</b>							
<b>3</b>	<b>85,00 mm</b>								
		KH 35,60 MT 13,40 MØ 52,80 GL 55,60	KKK TPL	L 50,00 Ø 30,00		2,00 913 CDS 2,00 911 IF U 2,00 947 EX CKS			
		<b>130 037 0047 00</b> 23		Coated		120 037 0077 00			