



Globally reliable

NEWSLETTER RS9.1



Hints to the use of this newsletter

The piston rings can be fitted without altering the piston ring grooves, except the removal of existing oil carbon. The design of the rings in material and specification is based on the original equipment of the engine manufacturers. You may find the specification of the ring sets in the cross section table on page 18 / 19. Names, descriptions and other data of vehicles and manufacturers are mentioned for comparison purposes only. The piston rings of this catalogue are in NE-spare part quality.

This catalogue has been compiled and controlled very carefully. Nevertheless we are not liable for any mistakes or omissions. Furthermore, we reserve the right to make technical alterations in ring specifications resulting from the constant technological development in the field of piston rings.

The choice of ringsets offered in our catalogue is subject to constantly changing. Should you be looking for ringsets which are not mentioned in this catalogue, please ask our staff. Upon release of this catalogue all earlier versions will become invalid.

All orders are subject to our General Terms and Conditions which can be reviewed on our homepage and which we will gladly put at your disposal.

It is not allowed to reprint or copy this catalogue or parts thereof. All pictures as well as the complete design are copyrighted.

Certification

As we feel sure that our products as well as our service will withstand every exam, we gladly have our quality confirmed by external auditors.

For this reason we are certified according to ISO/TS 16949:2016 and ISO 9001:2015. So you may always rely on our service and the quality of our products.

Oversize marking

code	oversize	code	oversize
00	STD	21	0,50 mm
01	.001	22	.020
02	0,05 mm	23	0,60 mm
03	.002	24	0,65 mm
04	0,06 mm	25	0,70 mm
05	.0025	26	0,75 mm
06	.003	27	.030
07	0,08 mm	28	0,80 mm
08	0,10 mm	29	1,00 mm
09	0,12 mm	30	.040
10	0,125 mm	31	1,25 mm
11	.005	32	.050
12	0,15 mm	33	1,50 mm
13	.0075	34	.060
14	0,20 mm	35	2,00 mm
15	0,25 mm	99	Semi
16	.010		
17	0,30 mm		
18	0,35 mm		
19	.015		
20	0,40 mm		

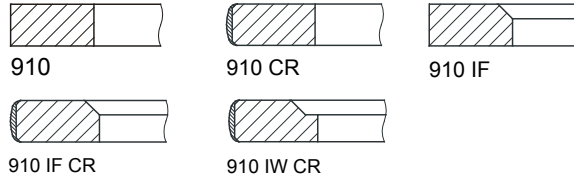
Numerical code part number / order number

	old		new
Piston ring sets	79	→	121
Piston ring sets	89	→	120

Types und cross sections of piston rings

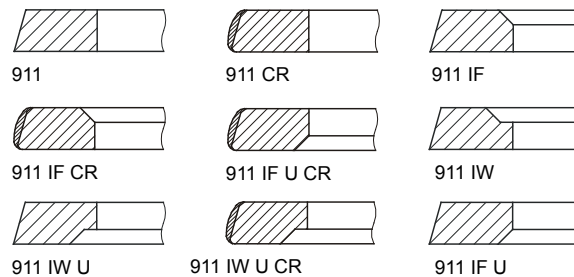
910

Rectangular ring



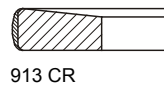
911

Taper faced ring



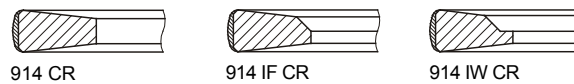
913

Half keystone ring



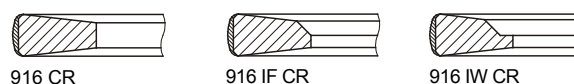
914

Double keystone ring
7° angle



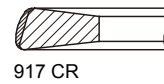
916

Double keystone ring
3° angle



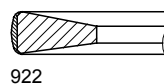
917

Taper faced double
keystone ring 7° angle



922

Double keystone ring
7°/ 3° angle



930

Napier ring



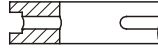
931

Taper faced napier ring



946

Slotted oil control ring



946

946 EX

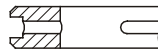
Slotted oil control ring with spiral expander



946 EX

947

Double-bevelled oil control ring



947

947 EX

Double-bevelled oil control ring with spiral expander



947 EX



947 EX CR



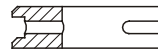
947 EX NIT



947 EX NIT SL

948

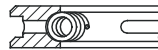
Double-bevelled oil control ring



948

948 EX

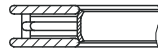
Double-bevelled oil control ring with spiral expander



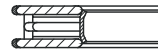
948 EX

777

Three piece steel-rail oil control ring



777 NIT



777 CR

Ring denominations

IF inner bevel
IW inner cut

IF U inner bevel bottom side
IW U inner cut bottom side

ES interrupted gap

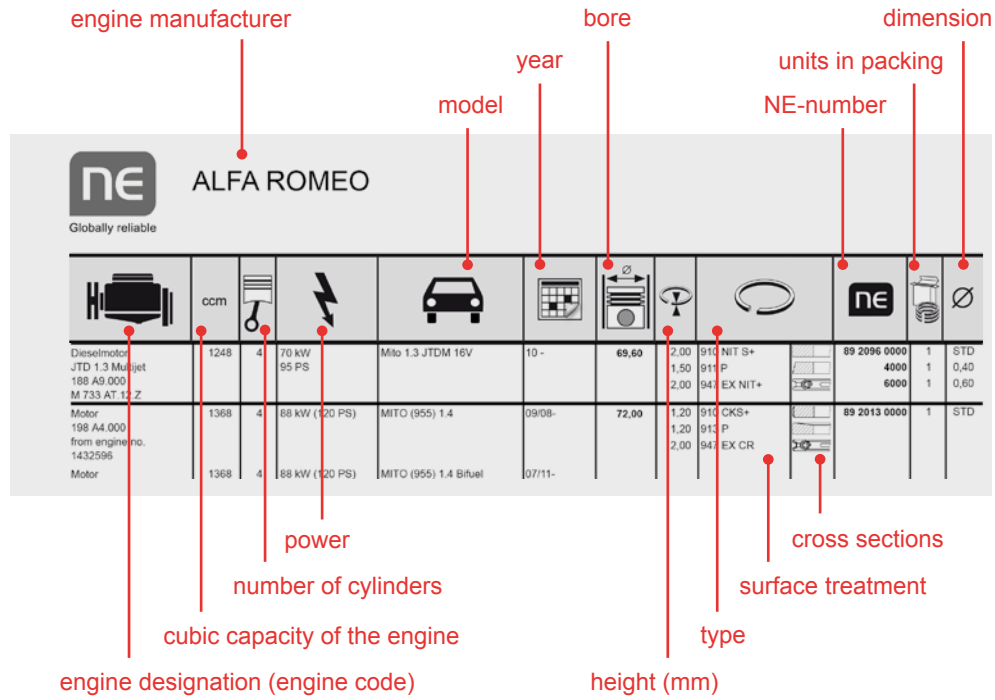
Coatings and surface treatments

CR periphery chrome-plated
MO periphery molybdenum-plated
PL periphery plasma spray-coated
NIT nitrited
TF periphery teflon-coated
4CR all sides chrome-plated
3CR periphery not chrome-plated
other sides chrome-plated
FE ferroxided
FX periphery with ferrox insert

P phosphated
SN tin-plated
IN coiled spring and interior of oiling
chrome-plated
FS joint with side notch
PVD physical vapour deposition
CDS chrome-diamond-coating
CKS chrome-ceramic-coating
DLC diamond-like carbon coating

How to use this newsletter

Product data



engine manufacturer bore dimension

ALFA ROMEO

model year units in packing

NE-number

Engine Manufacturer	Model	Year	Bore (mm)	Height (mm)	NE-Number	Units in Packing	Dimension			
Dieselmotor JTD 1.3 Multijet 188 A9 000 M 733 AT 12 Z	1248	4	70 kW 95 PS	Mito 1.3 JTDM 16V	10 -	68,60	2,00 910 NIT S+ 1,50 911 P 2,00 941 EX NIT+	89 2096 0000 4000 6000	1	STD
	1368	4	88 kW (120 PS)	MITO (955) 1.4	09/08-	72,00	1,20 910 CKS+ 1,20 913 P 2,00 941 EX CR	89 2013 0000	1	STD
	1368	4	88 kW (120 PS)	MITO (955) 1.4 Bifuel	07/11-					

power

number of cylinders

cubic capacity of the engine

engine designation (engine code)

height (mm)













type














surface treatment













cross sections




























Globally reliable













	ccm										
B57 D30 C	2953	6	240-290 KW 347-408 PS	D5 S (G30/31) XD3 BITURBO (G01) XD4 BITURBO (G02)	07/17-	84,00	2,00 1,75 2,00	910 NIT S PVD 911 P 947 EX NIT PVD SL		120 007 0068 00 21	1 STD 0,50
















	ccm											
B47 C20 B B47 D20 B	1995	4	100 - 140 KW (136 - 190 PS)	BMW: 120 d (F40) 220 d Tourer (F45/F46) 220 d Gran Coupe (F44) 320 d (G20/G21) 520 d ((G30/G31) 620 d Grand Coupe (G32) X1 20d (F48) X2 20d (F39) X3 20d (G01) X4 20d (G02) MINI: MINI (F55/F56) Couper D/SD MINI Cabriolet (F57) Couper D/SD MINI Clubman (F54) Couper D/SD MINI Countryman (F60) Couper D/SD		84,00	1,50 1,50 2,00	910 NIT S PVD 911 IF U P 947 EX NIT PVD SL		120 007 0066 00 21	1	STD 0,50
N57 D30 A	2993	6	150-210 KW (204-286 PS)	3 (E90)325 d/ 330 d 3 Touring (E91)325 d/ 330d 3 Coupe (E92)325 d/ 330d 3 Cabriolet (E93)325 d/ 330d 3 (F30, F80)330 d 3 Touring (F31)330 d 3 Gran Turismo (F34) 330 d 4 Coupe (F32, F82)430 d 4 Cabriolet (F33, F83) 430 d 4 Gran Coupe (F36)430 d 5 (F10)525 d/ 530d 5 Touring (F11)525 d/ 530d 5 Gran Turismo (F07) 530 d 7 (F01, F02, F03, F04) 730 d X3 (F25)xDrive 30 d X4 (F26)xDrive 30 d X5 (E70)xDrive 30 d X5 (F15, F85)xDrive 30 d X6 (E71, E72)xDrive 30 d X6 (F16, F86)xDrive 30 d		84,00	1,50 1,50 2,00	910 NIT S PVD 911 IF U P 947 EX NIT PVD SL		120 007 0067 00	1	STD
N57 D30 B	2993	6	220-230 KW (299-313 PS)	3 (F30, F80)335 d xDrive 3 Touring (F31)335 d xDrive 3 Gran Turismo (F34) 335 d xDrive 4 Coupe (F32, F82)435 d xDrive 4 Cabriolet (F33, F83) 435 d xDrive 4 Gran Coupe (F36)435 d xDrive 5 (F10)535 d/ 535d xDrive 5 Touring (F11)535 d/ 535d xDrive 5 Gran Turismo (F07) 535 d/ 535d xDrive 6 Coupe (F13)640 d/ 640 d xDrive 6 Cabriolet (F12)640 d/ 640 d xDrive 6 Gran Coupe (F06)640 d/ 640 d xDrive 7 (F01, F02, F03, F04) 740 d/ 740 d xDrive X3 (F25)xDrive 35 d X4 (F26)xDrive 35 d X5 (E70)xDrive 40 d X5 (F15, F85)xDrive 40 d X6 (E71, E72)xDrive 40 d X6 (F16, F86)xDrive 40 d								














	ccm										
B57 D30 C	2953	6	294 KW (400 PS)	M 550 d xDrive (G30/G31) 750 d, Ld xDrive (G11, G12) X5 xDrive M 50 d (G05, F95) X6 xDrive M 50 d (G06, F96) X7 xDrive M 50 d (G07)	07/16-	84,00	2,00 1,75 2,00	910 NIT S PVD 911 P 947 EX NIT PVD SL 	120 007 0068 00 21	1	STD 0,50












	ccm											
HNE (EB2ADTD)	1199	3	74 KW 100 PS	C4 III (BA_, BB_, BC_) 1.2 PureTech 100 C4 X (BD_, BE_, BF_) 1.2 PureTech 100	04/21-	75,00	1,20 1,00 2,00	910 NIT+DLC 931 FE S 777 NIT S PVD		120 037 0078 00 21	1	STD 0,50
HNK (EB2ADTD)	1199	3	74 KW 100 PS	C4 III (BA_, BB_, BC_) 1.2 PureTech 100	04/21-							
HNP (EB2ADT)	1199	3	81 KW 110 PS	BERLINGO (ER_, EC_) 1.2 PureTech 110 C3 III (SX)1.2 THP 110 C3 AIRCROSS II (2R_, 2C_)1.2 PureTech 110 C4 CACTUS1.2 THP 110	09/14-							
HNS (EB2ADTS)	1199	3	96 KW 131 PS	BERLINGO (ER_, EC_) 1.2 PureTech 130 C3 AIRCROSS II (2R_, 2C_)1.2 PureTech 130 C4 III (BA_, BB_, BC_) 1.2 PureTech 130 C4 X (BD_, BE_, BF_) 1.2 PureTech 130 C4 CACTUS1.2 PureTech 130 C4 SPACETOURER (3D_)1.2 PureTech 130 GRAND C4 SPACETOURER (3A_, 3E_)1.2 PureTech 130 C5 AIRCROSS (A_)1.2 PureTech 130 C5 X (ND_, NC_) PureTech 130	07-17							
4HA (DW12RUE)	2179	4	88 KW 120 PS	JUMPER II 2.2 BlueHDi 120	08/19-10/23	85,00	2,00 2,00 2,00	913 CDS 911 IF U 947 EX CKS		120 037 0077 00 23	1	STD 0,60
4HB (DW12RUD)	2179	4	103 KW 140 PS	JUMPER II 2.2 BlueHDi 140	08/19-10/23							
BNF (DW12RUD)	2179	4	121 KW 165 PS	JUMPER II 2.2 BlueHDi 165	08/19-10/23							













	ccm											
Dieselmotor FAT 85.460	12903	6	340 KW 460 PS	CF: FA 460, FAC 460, FAD 460, FAN 460, FAG 460, FAQ 460, FAR 460, FAS 460, FAT 460, FAX 460, FT 460, FTG 460, FTP 460, FTR 460, FTS 460, FTT 460	05/13-	130,00	3,50 2,50 3,50	914 IF CDS CR S 911 IF U P 947 EX CR P		120 013 0016 00	1	STD
Dieselmotor MX-13 303	12903	6	303 KW 412 PS	CF: FA 410, FAC 410, FAD 410, FAN 410, FAG 410, FAQ 410, FAR 410, FAS 410, FAT 410, FAX 410 FT 410, FTG 410, FTP 410, FTR 410, FTS 410, FTT 410,	05/13-							
Dieselmotor MX-13 303	12903	6	303 KW 412 PS	XF: FA 410, FAK 410, FAN 410, FAR 410, FAS 410 FT410, FTG 410, FTN 410, FTR 410, FTS 410	10/12-							
Dieselmotor MX-13 340	12903	6	340 KW 462 PS	CF 85: FAT 85.460	01/15-							
Dieselmotor MX-13 340	12903	6	340 KW 462 PS	XF 105: FT 105.460	01/19-12/20							
Dieselmotor MX-13 340	12903	6	340 KW 462 PS	XF: FA 460, FAD 460, FAK 460, FAN 460, FAR 460, FAS 460, FAT 460, FT 460, FTG 460, FTM 460, FTN 460, FTP 460, FTR 460, FTS 460, FTT 460	10/12-							
Dieselmotor MX-13 375	12903	6	375 KW 510 PS	CF: FA 510, FAC 510, FAD 510, FAN 510, FAG 510, FAQ 510, FAR 510, FAS 510, FAT 510, FAX 510 FT 510, FTG 510, FTP 510, FTR 510, FTS 510, FTT 510	05/13-							
Dieselmotor MX-13 375	12903	6	375 KW 510 PS	XF: FA 510, FAD 510, FAK 510, FAN 510, FAR 510, FAT 510, FT 500, FTG 510, FTM 510, FTN 510, FTP 510, FTR 510, FTS 510, FTT 510,	10/12-							














	ccm										
HNK (EB2ADTD)	1199	3	74 KW 100 PS	DS 3 / DS 3 CROSSBACK (UR_, UC_, UJ_)1.2 PureTech 100	10/18-	75,00	1,20 1,00 2,00	910 NIT+DLC 931 FE S 777 NIT S PVD		120 037 0078 00 21	1 STD 0,50
HNP (EB2ADT)	1199	3	81 KW 110 PS	DS 3 (SA_)1.2 THP 110 / PureTech 110 DS 3 Cabriolet (SB_) 1.2 THP 110	04/15-07/19						
HNS (EB2ADTS)	1199	3	96 KW 130 PS	DS 3 / DS 3 CROSSBACK (UR_, UC_, UJ_)1.2 PureTech 130 DS 4 II (F_, FB_, F3_) PureTech 130 DS 7 Crossback (J4_, JR_, JC_)PureTech 130	10/18-						














	ccm											
552 82 151	999	3	74-88 KW 100-120 PS	500X (334_) 1.0 TIPO (356_, 357_)1.0	06/18-	70,00	1,20 1,20	910 NIT+DLC 931 P		120 020 0061 00 20	1	STD 0,40
552 82 328	1332	4	110 KW 150 PS	500X (334_) 1.3	09/18-		2,00	777 NIT+DLC				
DW12RUD	2179	4	130 KW 140 PS	DUCATO (250_) 140 Multijet 2,2 D	04/23-10/23	85,00	2,00 2,00 2,00	913 CDS 911 IF U 947 EX CKS		120 037 0077 00 23	1	STD 0,60
4N15	2442	4	110 - 133 KW 150 - 184 PS	FULLBACK 2.4 D FULLBACK 2.4 D 4x4	01.07.18 - 31.05.19	86,00	2,00 2,00 2,00	913 NIT S PVD 913 NIT S 947 EX NIT S		121 088 0109 00 21	4	STD 0,50













	ccm										
BCCC	1995	4	140 KW (190 PS)	S-MAX (CJ, WA6) 2.0 EcoBlue GALAXY III (CK) 2.0 EcoBlue EDGE 2.0 EcoBlue AWD	07/18-	84,00	2,00 2,00 2,00	910 IF CDS 911 IF U CR 947 EX CDS	 	120 021 0084 00 21	1 STD 0,50
BCCD	1995	4	88 KW (120 PS)	MONDEO V (CD/CE/CF) 2.0 EcoBlue	01/19-						
BCDA	1995	4	140 KW (190 PS)	FOCUS IV 2.0 ST EcoBlue							
BCFA	1995	4	136 KW (185 PS)	TRANSIT CUSTOM V362 2.0 EcoBlue TOURNEO CUSTOM V362 2.0 EcoBlue	05/19-12/23						
BCFB	1995	4	136 KW (185 PS)	TRANSIT CUSTOM V362 2.0 EcoBlue TOURNEO CUSTOM V362) 2.0 EcoBlue TRANSIT V363 2.0 EcoBlue	05/19-12/23						
BCFC, BCFD	1995	4	136 KW (185 PS)	TOURNEO CUSTOM V362 2.0 EcoBlue mHEV TRANSIT CUSTOM V362 2.0 EcoBlue mHEV	05/19-12/23						
BCRA, BCRB	1995	4	136 KW (185 PS)	TRANSIT V363 2.0 EcoBlue RWD	05/19-						
BJFA, BJFB	1995	4	77 KW (105 PS)	TOURNEO CUSTOM V362 2.0 EcoBlue TRANSIT CUSTOM V362 2.0 EcoBlue TRANSIT V363 2.0 EcoBlue	12/15-12/23						
BJFC, BJFD	1995	4	77 KW (105 PS)	TRANSIT CUSTOM V362 Bus 2.0 EcoBlue mHEV	05/19-12/23						
BJRA	1995	4	77 KW (105 PS)	TRANSIT V363 2.0 EcoBlue RWD	03/16-						
BKFA, BKFB, YMF6, YMFA, YMFB, YMFS	1995	4	96 KW (130 PS)	TOURNEO CUSTOM V362 2.0 EcoBlue TRANSIT CUSTOM V362 2.0 EcoBlue TRANSIT V363 2.0 EcoBlue	12/15-12/23						
BKFC, BKFD	1995	4	96 KW (130 PS)	TOURNEO CUSTOM V362 2.0 EcoBlue mHEV TRANSIT CUSTOM V362 2.0 EcoBlue mHEV TRANSIT V363 2.0 EcoBlue mHEV	05/19-12/23						
BKRA, YMHA, YMR6, YMRA	1995	4	96 KW (130 PS)	TRANSIT V363 2.0 EcoBlue RWD TRANSIT V363 2.0 EcoBlue 4x4	03/16-						
BKRB	1995	4	96 KW (130 PS)	TRANSIT V363 2.0 EcoBlue mHEV RWD	05/19-						
BLFB, YNF6	1995	4	125 KW (170 PS)	TOURNEO CUSTOM V362 2.0 EcoBlue TRANSIT CUSTOM V362 2.0 EcoBlue TRANSIT V363 2.0 EcoBlue	12/15-12/23						
BLFD	1995	4	125 KW (170 PS)	TRANSIT CUSTOM V362 2.0 EcoBlue mHEV TRANSIT V363 2.0 EcoBlue mHEV	05/19-12/23						
BLHA	1995	4	121-125 KW (165-170 PS)	TRANSIT V363 2.0 EcoBlue RWD	03/16-						
BLRA, YNRA	1995	4	125 KW (170 PS)	TRANSIT V363 2.0 EcoBlue RWD TRANSIT V363 2.0 EcoBlue 4x4	03/16-						
BLRB	1995	4	125 KW (170 PS)	TRANSIT V363 2.0 EcoBlue mHEV RWD	05/19-						
YLCB	1995	4	176 KW (240 PS)	S-MAX (CJ, WA6) 2.0 EcoBlue Bi-Turbo GALAXY III (CK) 2.0 EcoBlue Bi-Turbo EDGE 2.0 EcoBlue AWD	07/18-						
YLCC	1995	4	110 KW (150 PS)	MONDEO V 2.0 EcoBlue FUSION 2.0 EcoBlue	01/19-						
YLDA	1995	4	110 KW (150 PS)	FOCUS IV 2.0 EcoBlue	01/18-						













	ccm										
YLDC	1995	4	110 KW (150 PS)	KUGA III 2.0 EcoBlue mHEV KUGA III 2.0 EcoBlue 4x4 ESCAPE 2.0 EcoBlue mHEV ESCAPE 2.0 EcoBlue 4x4	07/19-						
YLF6, YLFA, YLFB, YLFS	1995	4	77 KW (105 PS)	TOURNEO CUSTOM V362 2.0 EcoBlue TRANSIT CUSTOM V362 2.0 EcoBlue TRANSIT V363 2.0 EcoBlue	12/15-12/23						
YLR6, YLRA	1995	4	77 KW (105 PS)	TRANSIT V363 2.0 EcoBlue RWD	03/16-						
YMCB	1995	4	110 KW (150 PS)	S-MAX (CJ, WA6) 2.0 EcoBlue S-MAX (CJ, WA6) 2.0 EcoBlue 4x4 GALAXY III (CK) 2.0 EcoBlue GALAXY III (CK) 2.0 EcoBlue 4x4	07-18-						
YMCC	1995	4	140 KW (190 PS)	EDGE 2.0 EcoBlue MONDEO V 2.0 EcoBlue MONDEO V 2.0 EcoBlue 4x4 FUSION 2.0 EcoBlue FUSION 2.0 EcoBlue 4x4	01/19-						
YMDA	1995	4	140 KW (190 PS)	KUGA III 2.0 EcoBlue 4x4 ESCAPE 2.0 EcoBlue 4x4	07/19-						
YNCA	1995	4	88 KW (120 PS)	S-MAX (CJ, WA6) 2.0 EcoBlue GALAXY III 2.0 EcoBlue	07/18-						













	ccm											
G4FJ	1591	4	130-150 KW 177-204 PS	KONA (OS, OSE, OSI) KAUAI 1.6 T-GDi TUCSON (TL, TLE) 1.6 T-GDi VELOSTER (FS) 1.6 T-GDi VELOSTER (JS, JSN) 1.6 T-GDi	08/12-	77,00	1,20 1,50 2,00	910 IF NIT S PVD 931 IF U 947 EX NIT S		121 087 0060 00 21	4	STD 0,50














	ccm											
Dieselmotor MX-13 340	12903	6	340 KW 462 PS	i3/ i4/ i6/ i8	01/06	130,00	3,50	914 IF CDS CR S		120 013 0016 00	1	STD
Dieselmotor MX-13 375	12093	6	375 KW 510 PS	i3/ i4/ i6/ i8	09/13-		2,50 3,50	911 IF U P 947 EX CR P				















	ccm											
552 82 151	999	3	84-88 KW 114-120 PS	RENEGADE (BU, B1, BV) 1.0 T-GDi	08/21-	70,00	1,20 1,20	910 NIT+DLC 931 P		120 020 0061 00 20	1	STD 0,40
552 82 328	1332	4	96-132 KW 131-180 PS	RENEGADE SUV (BU, B1, BV) 1.3 T-GDi COMPASS (MP, M6, MV, M7) 1.3 T-GDi COMMANDER (671_) 1.3 T-GDi	08/18-		2,00	777 NIT+DLC				














	ccm										
G4FJ	1591	4	130-150 KW 177-204 PS	SELTOS (SP2, SP2I) 1.6 T-GDI SOUL II (PS) 1.6 T-GDI SOUL III (SK3) 1.6 T-GDI SPORTAGE IV (QL, QLE) 1.6 T-GDI	09/15-	77,00	1,20 1,50 2,00	910 IF NIT S PVD 931 IF U 947 EX NIT S		121 087 0060 00 21	4 STD 0,50














	ccm											
CAEB	1984	4	177 KW 240 PS	X-Bow Cabriolet 2.0	07/08-	82,50	1,00 1,20 2,00	910 IF NIT S PVD 931 P 947 EX CKS		120 050 0101 00 21	1	STD 0,50




















	ccm										
1VD-FTV	4461	8	195-200 KW 265-272 PS	LX (_J2_) 4.5 D4-D	09/15-	86,00	2,00 1,50 2,00	910 CR S 911 NIT S 947 EX NIT S		121 096 0161 00 21	8 STD 0,50













	ccm											
670 05 33 50	2992	6	463 KW 630 PS	MC 20 Coupe/ Cabriolet	09/20-	88,00	1,20 1,00	910 IF NIT S PVD 931 PVD S		120 224 0000 00	1	STD
670 05 34 91	2992	6	390 KW 530 PS	GRECALE TROFEO Q4	04/22		2,00	777 NIT S PVD				
670 05 34 92	2992	6	361-404 KW 490-550 PS	GRAN TURISMO II (M189)MODENA / TROFEO	01/23-							













	ccm											
M 264.915	1497	4	95-135 KW (129-184 PS)	C-KLASSE (A205/C205/S205/W205) C160/ C180/C200 EQ BOOST E-KLASSE (W213) E180		80,40	1,00 1,00 1,50	910 NIT S PVD 931 PVD S 777 NIT S PVD	  	120 010 0104 00 21	1	STD 0,50













	ccm										
4N15	2442	4	112 - 140 KW 152 - 190 PS	L200 2.4 D/ 2.4 AWD L200 2.4 DI-D/ 2.4 DI-D AWD TRITON 2.4 DI-D/ 2.4 DI-D AWD PAJERO SPORT III 2.4 DI-D/ 2.4 DI-D AWD SHOGUN SPORT 2.4 DI-D/ 2.4 DI-D AWD MONTERO SPORT 2.4 DI-D/ 2.4 DI-D AWD	01.07.18 - 31.05.19	86,00	2,00 2,00 2,00	913 NIT S PVD 913 NIT S 947 EX NIT S		121 088 0109 00 21	4 STD 0,50
4N14	2268	4	103-132 KW 140-179 PS	ASX (GA_W_) ASX / OUTLANDER SPORT OUTLANDER SPORT 2.2 DI-D 4WD (GA8W) ECLIPSE CROSS (GK_, GL_) 2.2 DiD 4WD (GK9W) OUTLANDER II (CW_W) 2.2 DI-D/ 4WD OUTLANDER III (GG_W, GF_W, ZJ, ZL, ZK) 2.2 DI-D/ 4WD (GF6W) L200 / TRITON (KJ_, KK_, KL_) L200 TRITON 2.2 DI-D/ 4WD		86,00	2,00 2,00 2,00	913 NIT S PVD 913 NIT S 947 EX NIT S		121 088 0110 00 21	4 STD 0,50














	ccm											
D 12 XHL (EB2ADT)	1199	3	81 KW 110 PS	COMBO E 1.2 CROSSLAND X / CROSSLAND 1.2	03/17-	75,00	1,20 1,00 2,00	910 NIT+DLC 931 FE S 777 NIT S PVD		120 037 0078 00 21	1	STD 0,50
D 12 XHT (EB2ADTS)	1199	3	96 KW 130 PS	CROSSLAND X / CROSSLAND 1.2 GRANDLAND / GRANDLAND X1.2	03/17-07/21							
HNP (EB2ADT)	1199	3	81 KW 110 PS	ASTRA L 1.2	10/21-							
HNS (EB2ADTS)	1199	3	96 KW 130 PS	ASTRA L 1.2	10/21-							
4HB (DW12RUD)	2179	4	103 KW 140 PS	MOVANO C (U9) 2.2 D	12/21-10/23	85,00	2,00 2,00 2,00	913 CDS 911 IF U 947 EX CKS		120 037 0077 00 23	1	STD 0,60
4HH (DW12RUC)	2179	4	121 KW 165 PS	MOVANO C (U9) 2.2 D	12/21-10/23							
4HK (DW12RUE)	2179	4	88 KW 120 PS	MOVANO C (U9) 2.2 D	12/21-10/23							














	ccm										
HMJ (EB2FAM)	1199	3	60 KW 82 PS	208 II (UB_, UP_, UW_, UJ_)1.2 VTi 82	06/19-	75,00	1,20 1,00	910 NIT+DLC 931 FE S		120 037 0078 00 21	1 STD 0,50
HNK (EB2ADT)	1199	3	74 KW 100 PS	208 II (UB_, UP_, UW_, UJ_)1.2 PureTech 100	06/19-						
HNK (EB2ADTD)	1199	3	74 KW 100 PS	208 II (UB_, UP_, UW_, UJ_)1.2 PureTech 100 2008 II (UD_, US_, UY_, UJ_, UR_, UC_) 1.2 PureTech 100	06/19-						
HNP (EB2ADT)	1199	3	81 KW 110 PS	208 I (CA_, CC_)1.2 THP 110 2008 I (CU_)1.2 THP 110 / PureTech 110 308 II (LB_, LP_, LW_, LH_, L3_)1.2 THP 110 308 III 1.2 THP 110/ PureTech 110 PARTNER (K9) 1.2 PureTech 110 RIFTER1.2 PureTech 110	01/13-						
HNS (EB2ADTS)	1199	3	96 KW 130 PS	208 II (UB_, UP_, UW_, UJ_)1.2 PureTech 130 2008 I (CU_) 1.2 THP 130/ PureTech 130 2008 II (UD_, US_, UY_, UJ_, UR_, UC_) 1.2 PureTech 130 308 II 1.2 THP 130/ PureTech 130 3008 (MC_, MR_, MJ_, M4_)1.2 THP/ PureTech 130 408 II (FP_, F3_) PureTech 130 508 II PureTech 130 5008 II (MC_, MJ_, MR_, M4_)1.2 PARTNER (K9)1.2 PureTech 130 RIFTER1.2 PureTech 130	11/13-						
4HA (DW12RUE)	2179	4	88 KW 120 PS	BOXER 2.2 BlueHDi 120	07/19-10/23	85,00	2,00 2,00	913 CDS 911 IF U		120 037 0077 00 23	1 STD 0,60
4HB (DW12RUD)	2179	4	130 KW 140 PS	BOXER 2.2 BlueHDi 140	07/19-10/23			947 EX CKS			
4HH (DW12RUC)	2179	4	121 KW 165 PS	BOXER 2.2 BlueHDi 165	07/19-10/23						













	ccm											
OC 09.101, OC 09.102, OC 09.104, OC 09.105, OC 09.106	9291	5	206/250 KW (280/340 PS)	CITYWIDE: LE 280 CNG, LF 280 CNG LE 320 CNG, LF 320 CNG INTERLINK: LD 280 CNG G II: G280 CNG, G340 CNG L: L280 CNG, L340 CNG P I & II: P380 CNG, P340 CNG R II: R280 CNG, R340 CNG G II: G410 CNG, G420 CNG, G460 CNG P II: P410 CNG, P420 CNG, P460 CNG R II: R410 CNG, R420 CNG, R460 CNG S: S410 CNG, S420 CNG, S460 CNG	12/2017-	130,00	2,50 1,75 4,00	922 NIT S PVD 911 CR 777 NIT S PVD		120 139 0022 00	1	STD
OC 13.101, OC 13.103, OC 13.104	12742	6	302-340 KW (410-462 PS)		12/2017-							













	ccm											
1VD-FTV	4461	8	151-210 KW 205-272 PS	LAND CRUISER 200 (_J2_) 4.5 D4-D LAND CRUISER Pick-up (_J7_, _JL7_) 4.5 D4-D	01/07-	86,00	2,00 1,50 2,00	910 CR S 911 NIT S 947 EX NIT S		121 096 0161 00 21	8	STD 0,50















	ccm											
Dieselmotor MX-13 340	12903	6	340 KW 462 PS	EX16H/ EX17H TX15 ASTRONEF TX16 ACRON/ ASTRON/ ASTRONEF TX17 ACRON/ ALTANO/ ASTRON/ ASTRONEF TX18 ACRON/ ALTANO TX19 ALTANO TDX20 ALTANO TDX21 ALTANO TDX25 ASTROMEGA TDX27 ASTROMEGA	01/15-	130,00	3,50 2,50 3,50	914 IF CDS CR S 911 IF U P 947 EX CR P		120 013 0016 00	1	STD
Dieselmotor MX-13 375	12903	6	375 KW 510 PS	TX15 ASTRONEF TX16 ACRON, ASTRON, ASTRONEF TX17 ACRON, ALTANO, ASTRONEF TX18 ACRON, ALTANO TX19 ALTANO TDX20 ALTANO TDX21 ALTANO TDX25 ASTROMEGA TDX27 ASTROMEGA	01/15-							

	ccm											
D 12 XHL (EB2ADT)	1199	3	81 KW 110 PS	COMBO Mk IV (E) (K9) 1.2 CROSSLAND X / CROSSLAND 1.2	03/17-	75,00	1,20 1,00 2,00	910 NIT+DLC 931 FE S 777 NIT S PVD		120 037 0078 00 21	1	STD 0,50
D 12 XHT (EB2ADTS)	1199	3	96 KW 130 PS	CROSSLAND X / CROSSLAND 1.2 GRANDLAND X / GRANDLAND 1.2 Turbo	03/17-							
HNP (EB2ADT)	1199	3	81 KW 110 PS	ASTRA Mk VIII (L) 1.2	10/21-							
HNS (EB2ADTS)	1199	3	96 KW 130 PS	ASTRA Mk VIII (L) 1.2	10/21-							
4HA (DW12RUE)	2179	4	88 KW 120 PS	MOVANO Mk III (C) 2.2 D	12/22-10/23	85,00	2,00 2,00 2,00	913 CDS 911 IF U 947 EX CKS		120 037 0077 00 23	1	STD 0,60
4HB (DW12RUD)	2179	4	103 KW 140 PS	MOVANO Mk III (C) 2.2 D	12/21-10/23							
4HH (DW12RUC)	2179	4	121 KW 165 PS	MOVANO Mk III (C) 2.2 D	12/21-10/23							

	ccm											
Dieselmotor MX-13 340	12903	6	340 KW 462 PS	Futura FHD2-139 Futura FHD2-148	09/10-	130,00	3,50	914 IF CDS CR S		120 013 0016 00	1	STD
Dieselmotor MX-13 375	12903	6	375 KW 510 PS	Futura FDD2-130 Futura FDD2-141	10/15-		2,50 3,50	911 IF U P 947 EX CR P				

	ccm											
CJKA	1984	4	150 KW 204 PS	T5 (7E.,7H.) 2.0 TSI T6 (SG.,SH.) 2.0 TSI	05/11-07/19	82,50	1,00 1,20 2,00	910 IF NIT S PVD 931 P 947 EX CKS		120 050 0101 00 21	1	STD 0,50

	ccm										
CFPA	1984	4	118 KW 160 PS	AMAROK (2HA, 2HB, S1B, S6B, S7A, S7B) 2.0 TSI	12/10-10/16	82,50	1,00 1,20 2,00	910 IF NIT S PVD 931 P 947 EX CKS		120 050 0101 00 21	1 STD 0,50
CJKA	1984	4	150 KW 204 PS	T5 (7E.,7HF.) 2.0 TSI T6 (SG.,7SH.)	05/11-07/19						
CJKB	1984	4	110 KW 150 PS	T5 (7E.,7H.) T6 (SG.,SH.)	07/12-07/19						

	ccm										
3TNV80, 3TNV80F 3YM30AE	1267 1267	3 3	17,8 KW 21,3 KW	Industrial Applications Marine Applications		80,00	2,00 1,50 3,00	913 NIT S 911 P 947 EX NIT S		121 084 0014 00 15 21	3 0,25 0,50
L 100 N L 100 AE	435	1	7,4 KW (10 PS)			86,00	2,00 2,00 4,00	910 CR P 911 P 947 EX CR		121 084 0015 00 15 21	1 0,25 0,50
4TNE106D 4TNE106T 4TNV106T	4412 4412 4412	4 4 4	67,7 KW 72 KW			106,00	2,50 2,00 3,00	913 NIT S 911 P 947 EX NIT S		121 084 0012 00 15 21	4 0,25 0,50

KOLBENRINGSÄTZE
JEUX DE SEGMENTS
JUEGOS DE SEGMENTOS



Globally reliable

RS9.1

NPR of Europe GmbH
Siemensstraße 56
70825 Korntal-
Münchingen
Germany
www.npr-europe.com